


Parts & Service Manual

21-10K801
21-12K801
21-14K801
21-14KE01
31-16K801
31-17K801
31-17KE01

310-8
312-8
314-8
314-A
416-8
417-8
417-A

8-SPEED
8-SPEED
8-SPEED
AUTOMATIC
8-SPEED
TWIN 8-SPEED
TWIN AUTOMATIC



Wheel Horse

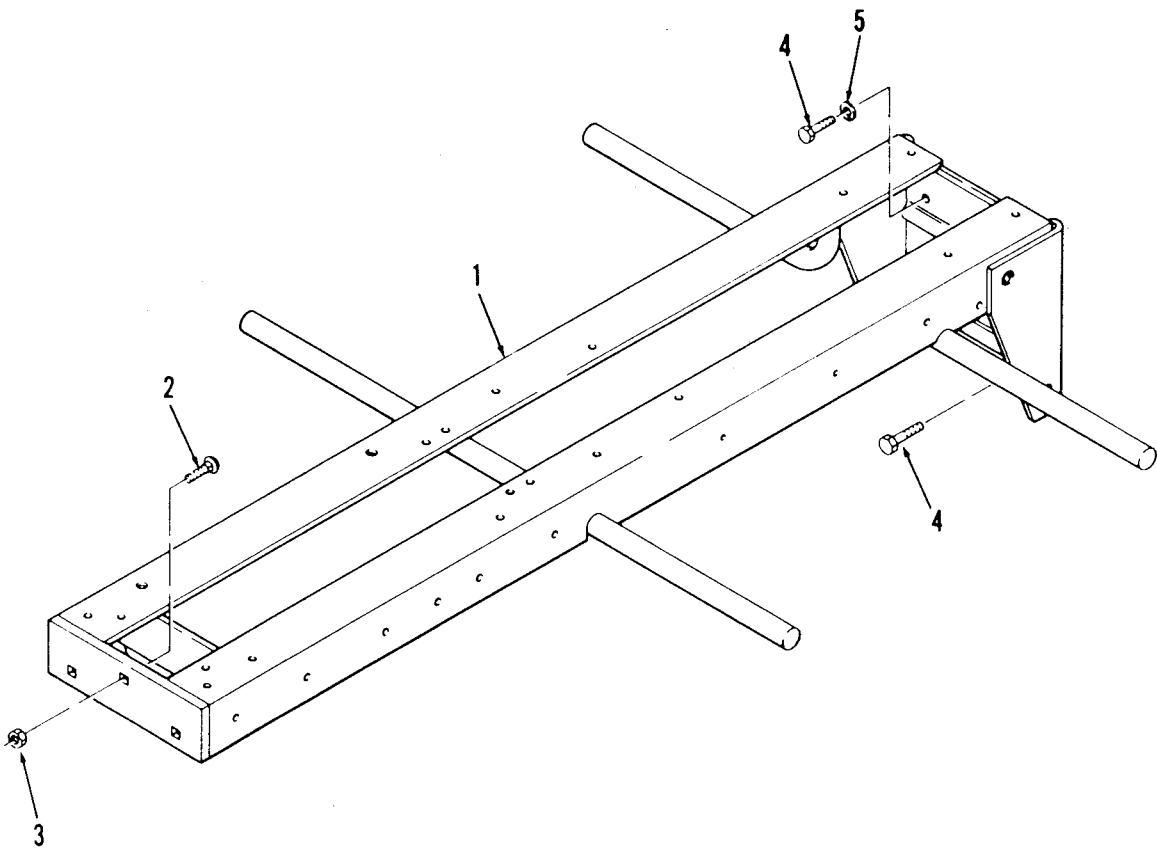
WHEEL HORSE 300/400 SERIES
PARTS MANUAL

INTRODUCTION PAGE

1. How to use this parts manual
 - 1.1 The 300/400 Series parts manual is divided into major sections arranged in the sequence outlined on the following page. Major sections are subdivided into smaller groups of parts, each with its own illustration and illustration reference numbers.
 - 1.2 Illustrated items are numerically keyed to the parts listing on the facing page. Illustrations are repeated when the parts list is too long for one page. Figure numbers are located at the bottom of each illustration and also at the beginning of each description column. Item numbers are numerically keyed to their respective illustrations.
 - 1.3 A numerical index is located at the end of the manual.
 - 1.4 When an (X) appears in the quantity (Qty) column use only if applicable, or as required to meet tolerances.
2. To locate parts
 - 2.1 When function, use or location is known:
Refer to the List of Illustrations to locate the proper illustration.
 - 2.2 When part number is known:
Refer to the Numerical Index.
3. Service aids
 - 3.1 Special notes recorded on illustrations:
Refer to available owner & repair manuals and service bulletins for detailed information.
 - 3.2 Standard torque values for fasteners:
Refer to Section 18 - Torque Specifications.
 - 3.3 Paint:
Refer to Section 18 - Paint

LIST OF ILLUSTRATIONS 1

TITLE	FIGURE NUMBER	PAGE
Section 1		
Frame,.....	1-1	2
Section 3		
Mechanical Transmission - 8 Speed.....	3-1,2	4-6
Section 4		
Transaxle.....	4-1	8
Automatic Transmission 417-A.....	4-2	10
Automatic Transmission 314-A.....	4-3	12
Section 5		
Front Axle and Steering.....	5-1	14
Section 6		
Clutch, Brake and Speed Control Linkage.....	6-1,2,3	16-20
Section 7		
Hitches.....	7-1	22
Mechanical Lift Linkage.....	7-2	24
Hydraulic Lift Linkage.....	7-3	26
Section 8		
Sheet Metal and Covers.....	8-1,2,3	28-32
Section 9		
Engines.....	9-1	34
Section 10		
Throttle, Choke, and Fuel System.....	10-1	36
Section 11		
Electrical System.....	11-1	38-40
Section 12		
Hydraulic System.....	12-1	42
Section 13		
Wheels and Tires.....	13-1	44
Section 14		
Drive Belt and Pulleys.....	14-1	46
PTO Clutch and Control.....	14-2	48
Section 15		
Seat.....	15-1	50
Decals.....	15-2	52
Section 17		
Wiring Diagram - 300/400 Series Single Cylinder..	17-1	54
Wiring Diagram - 400 Series Twin Cylinder.....	17-2	56
Section 18		
Service Information.....	None	58



0103

Figure 1-1 Frame

ITEM	PART NUMBER	DESCRIPTION	8-Speed	Automatic
		Figure 1-1 FRAME		
1	110648	Frame.....	1	1
2	900063	Carriage Bolt 3/8-16 x 1.....	3	3
3	915113	Eslok Nut 3/8-16.....	3	3
4	908032	Bolt 3/8-16 x 3/4.....	4	4
5	920083	Lockwasher 3/8.....	4	4

SECTION 3 - 8-SPEED TRANSMISSION

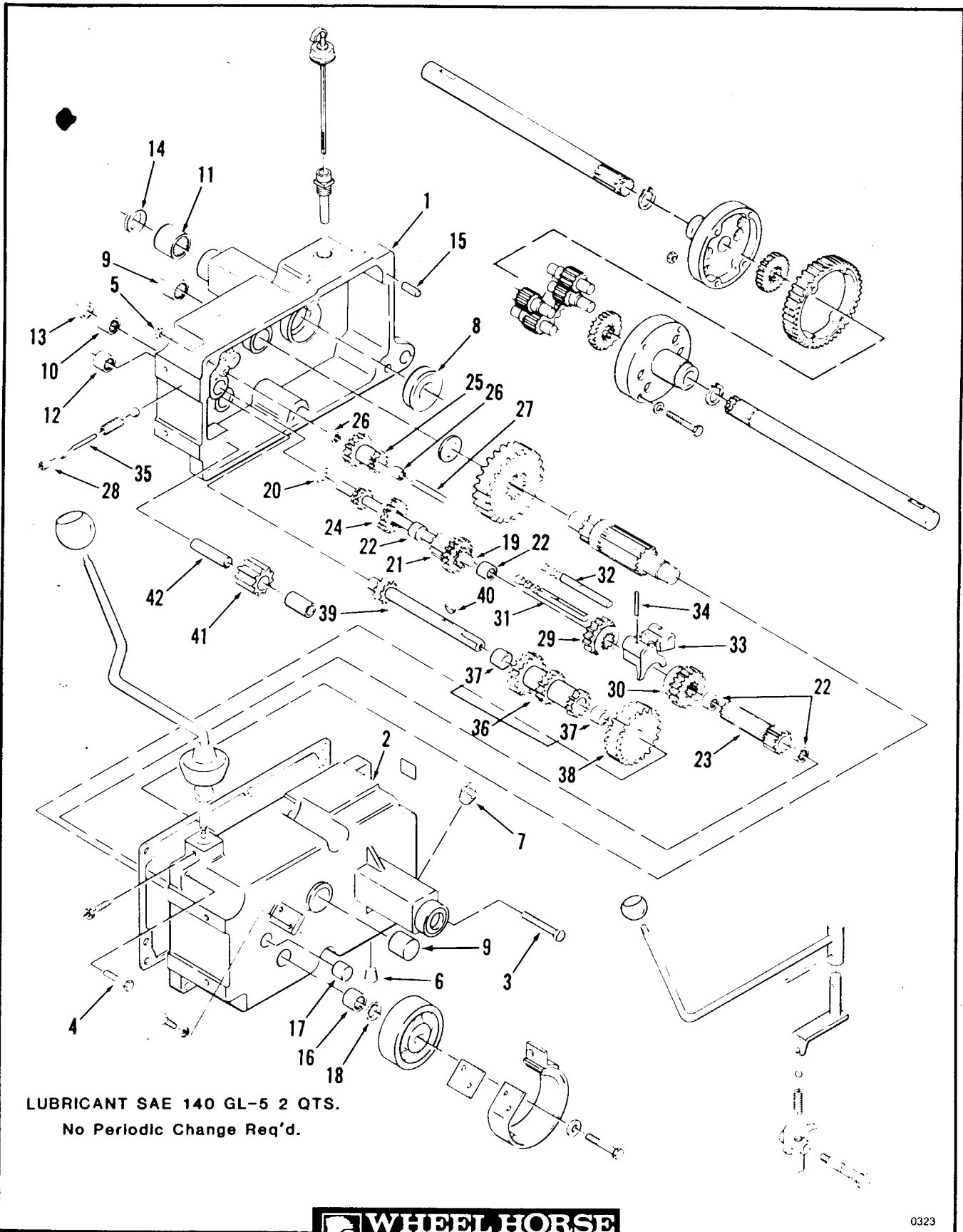


Figure 3-1 Mechanical Transmission - 8-Speed

ITEM	PART NUMBER	DESCRIPTION	Automatic 8-Speed
		Figure 3-1 MECHANICAL TRANSMISSION - 8-SPEED	
	103916	Assembly 8-Speed Transmission 416-8,417-8 Only	1
1	101761	Case-Transmission RH 310-8,312-8,314-8 Only...	1
	8163	Case-Transmission RH 416-8,417-8 Only.....	1
2	3901	Case-Transmission LH 310-8,312-8,314-8 Only...	1
	6941	Case-Transmission LH 416-8,417-8 Only.....	1
3	908043	Bolt 3/8-16 x 3 1/2.....	1
4	908038	Bolt 3/8-16 x 2.....	5
5	915113	Eslok Nut 3/8-16.....	6
6	943460	Allen Hd. Pipe Plug 1/4.....	1
7	943420	Sq. Hd. Pipe Plug 3/8.....	1
8	1533	Ball Bearing 1 1/2 I.D. N.M. Keasell 40x68x15.....	2
9	1532	Needle Bearing 1 I.D.	2
10	1542	Needle Bearing 5/8 I.D.	1
11	1528	Needle Bearing 1 I.D. 310-8,312-8,314-8 Only..	2
	9416	Needle Bearing 1 1/8 I.D. 416-8,417-8 Only....	2
12	1529	Needle Bearing 3/4 I.D.	1
13	100442	Seal-Input Shaft 5/8 I.D.	1
14	100863	Seal-Axle 1 I.D. 310-8,312-8,314-8 Only.....	2
	100443	Seal-Axle 1 1/8 I.D. 416-8,417-8 Only.....	2
15	3915	Locating Pin.....	2
16	1523	Needle Bearing 3/4 I.D.	1
17	1531	Needle Bearing 5/8 I.D.	1
18	100441	Seal-Brake Shaft 3/4 I.D.	1
19	7201	Input Shaft.....	1
20	7418	Thrust Washer.....	1
21	7204	Gear.....	1
22	1518	Needle Bearing 5/8 I.D.	4
23	5175	Gear.....	1
24	7205	Sliding Gear.....	1
25	7206	Reduction Gear.....	1
26	7207	Needle Bearing 3/8 I.D.	2
27	7208	Shaft-Reduction Gear.....	1
28	1243	Plug Cup.....	1
29	5173	Gear 2nd and 3rd.....	1
30	5174	Gear 1st and Reverse.....	1
31	5615	Shift Rail-Front.....	1
32	5616	Shift Rail-Rear.....	1
33	3503	Shift Fork.....	2
34	933156	Spirol Pin 1/8 x 1.....	2
35	5614	Shift Pin.....	1
36	7269	Cluster Gear With Bushings.....	1
37	1504	Bronze Bushing.....	2
38	3527	Reduction Gear.....	1
39	9840	Cluster Shaft.....	1
40	937089	Woodruff Key 3/16 x 3/4.....	1
41	4204	Gear-Reverse Idler.....	1
42	3909	Pin-Reverse Idler.....	1

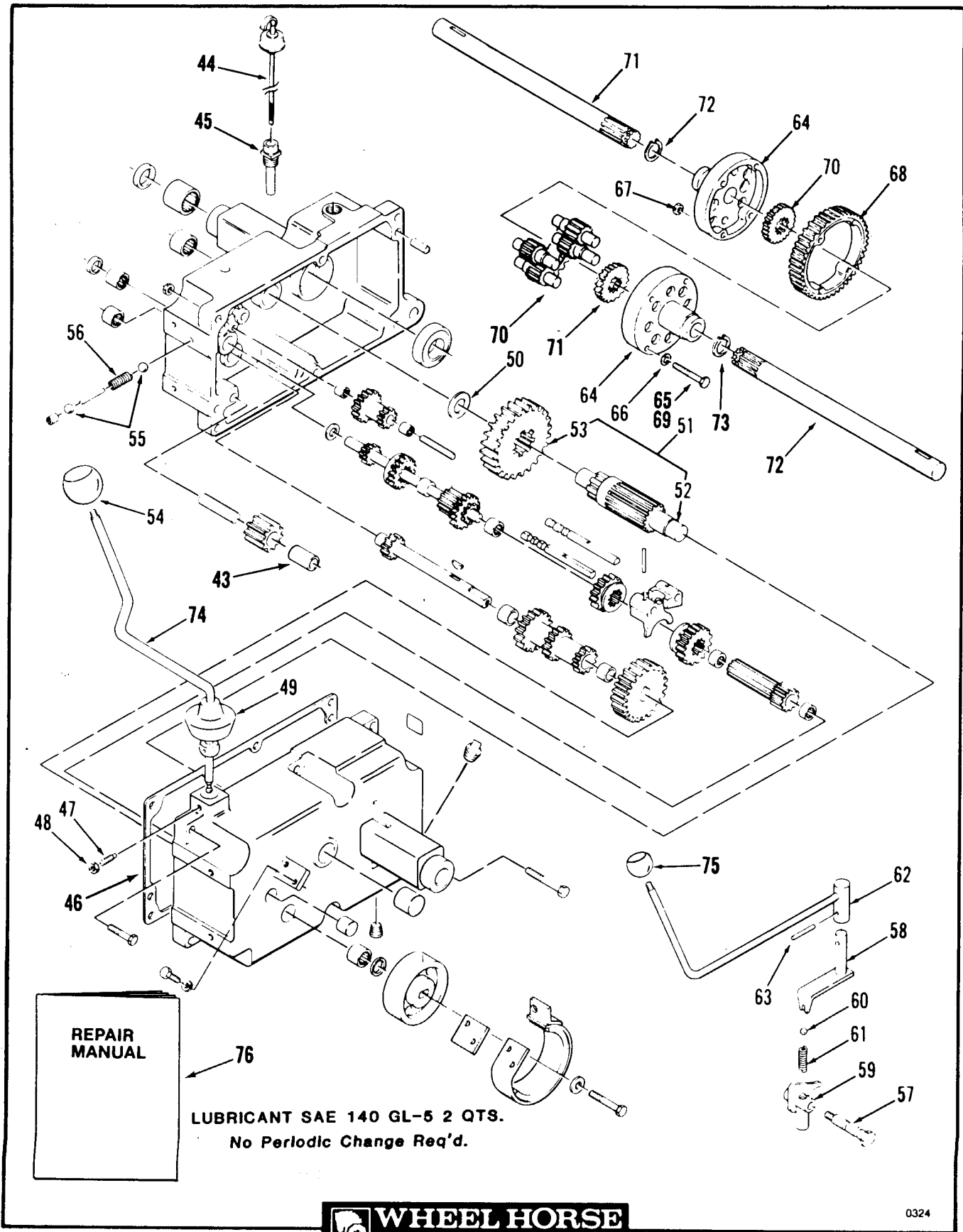


Figure 3-2 Mechanical Transmission - 8-Speed

ITEM	PART NUMBER	DESCRIPTION	Automatic 8-Speed
Figure 3-2 MECHANICAL TRANSMISSION - 8-SPEED (CONTINUED)			
43	1516	Bushing-Reverse Idler.....	1
44	106447	Dipstick Assembly.....	1
45	106448	Nipple-Transmission Fill.....	1
46	3912	Transmission Case Gasket.....	1
47	1239	Special Set Screw.....	1
48	915111	Nut 1/4-20.....	1
49	3577	Dust Cover.....	1
50	9547	Thrust Washer.....	1
51	102974	Gear Assembly.....	1
52	101625	Gear 11 Tooth.....	1
53	101626	Gear 44 Tooth.....	1
54	108758	Gear Shift Knob.....	2
55	3517	Detent Ball 1/4 Diameter.....	2
56	106030	Detent Spring.....	1
57	7213	Detent Bolt.....	1
58	7214	Shift Shaft Hi-Low Range.....	1
59	7209	Shift Fork Hi-Low Range.....	1
60	3517	Detent Ball 1/4 Diameter.....	1
61	106030	Detent Spring.....	1
62	110727	Shift Lever Hi-Low Range.....	1
63	933184	Spirol Pin 3/16 x 3/4.....	1
64	105062	Differential End Cap 310-8,312-8,314-8 Only...	2
	105060	Differential End Cap 416-8,417-8 Only.....	2
65	908138	Bolt 3/8-16 x 3 1/4 Grade 5.....	4
66	107374	Special Washer-Case Hardened.....	4
67	108881	Nut 3/8-16 High-Tensile.....	4
68	105063	Differential Ring Gear 43 Tooth 310-8,312-8, 314-8 Only.....	1
	105061	Differential Ring Gear 43 Tooth 416-8,417-8...	1
69	911423	Bolt 3/8-16 x 3 1/2 (Grade 8) 416-8,417-8 Only	4
70	101623	Differential Pinion Gear 11 Tooth 300 Series.. 8 used on 416-8,417-8	4
71	3908	Differential Axle Gear 310-8,312-8,314-8 Only.	2
	101889	Differential Axle Gear 416-8,417-8 Only.....	2
72	5961	Rear Axle 310-8,312-8,314-8 Only (1" dia.)....	2
	105875	Rear Axle 416-8,417-8 Only (1 1/8" dia.).....	2
73	7939	Special Snap Ring 310-8,312-8,314-8 Only.....	2
	105876	Special Snap Ring 416-8,417-8 Only.....	2
74	110725	Gear Shift Lever.....	1
75	1001	Hi-Lo Range Shift Knob.....	1
76	A-1392	Repair Manual.....	1

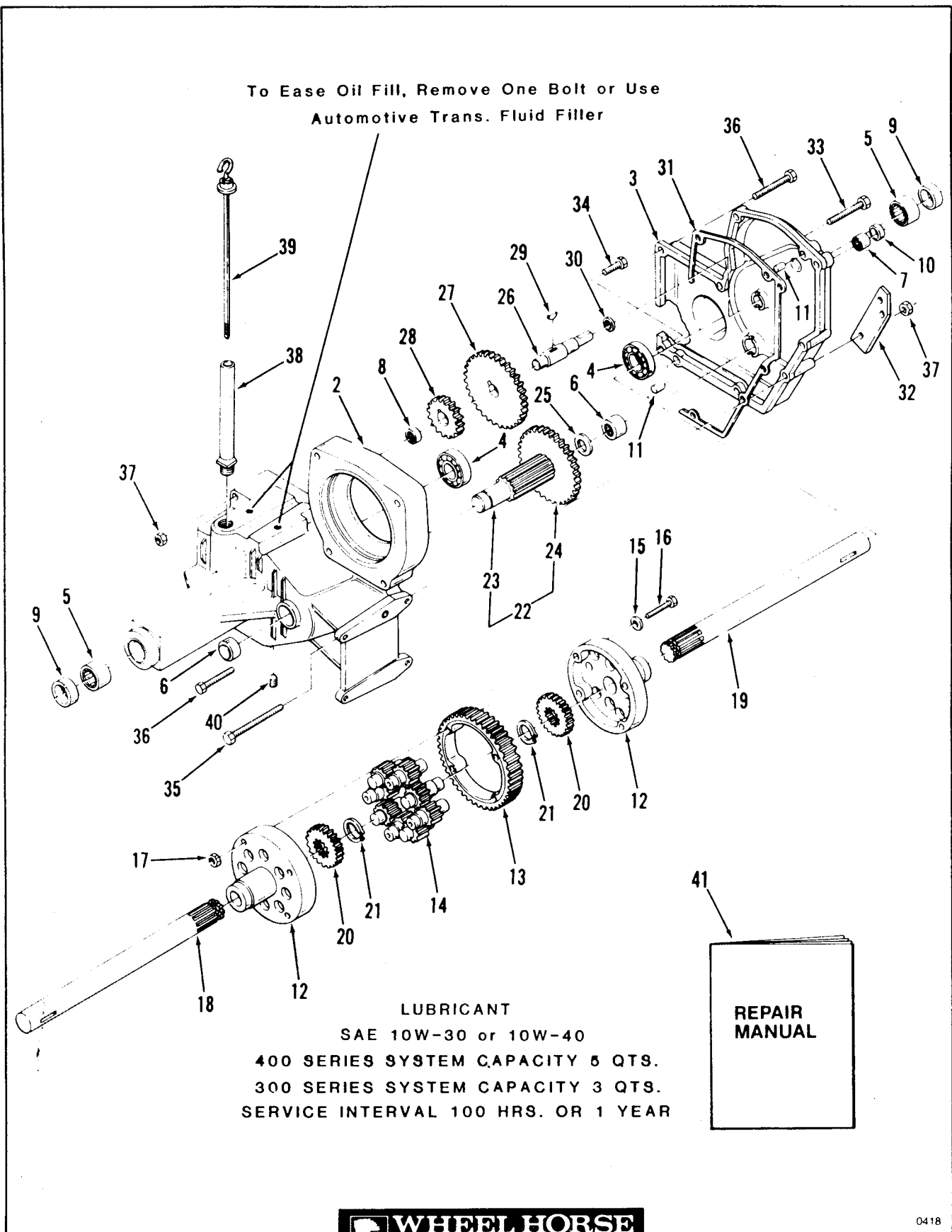


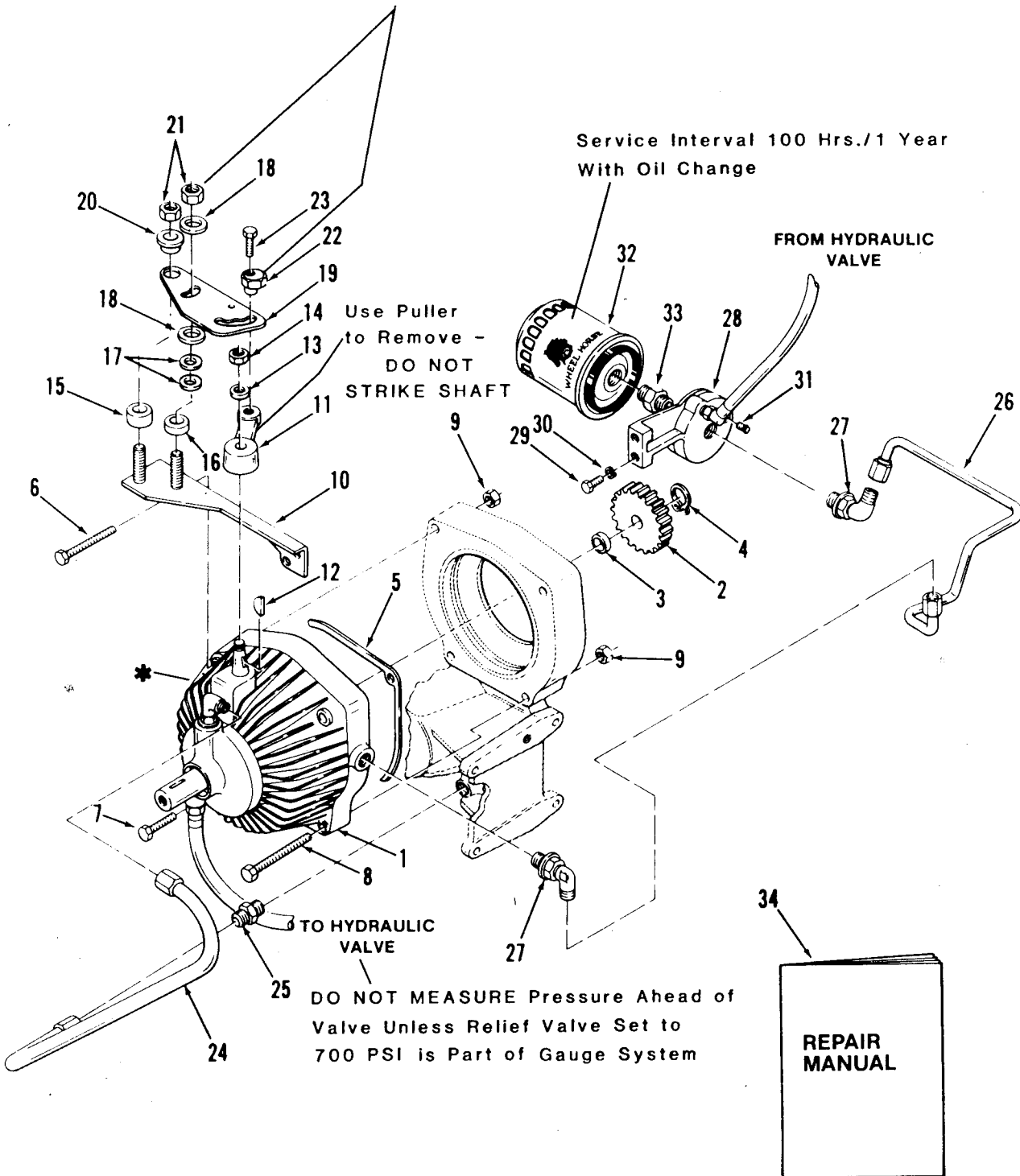
Figure 4-1 Transaxle

SECTION 4 - AUTOMATIC TRANSMISSION

9

ITEM	PART NUMBER	DESCRIPTION	Automatic 8-Speed
		Figure 4-1 TRANSAXLE - 300/400 SERIES	
	111080	Transaxle Complete 314-A Only.....	1
	108369	Transaxle Complete 417-A Only.....	1
2	108310	Case-Transaxle RH.....	1
3	109766	Case-Transaxle LH.....	1
4	1533	Ball Bearing 1 1/2 I.D.	2
5	9416	Needle Bearing 1 1/8 I.D.	2
6	1532	Needle Bearing 1 I.D.	2
7	1538	Needle Bearing 3/4 I.D.	1
8	1518	Needle Bearing 5/8 I.D.	1
9	6449	Seal Axle.....	2
10	108357	Seal.....	1
11	108363	Dowel Pin.....	2
12	105060	Differential End Cap.....	2
13	105061	Differential Ring Gear 43 Tooth.....	1
14	101623	Differential Pinion Gear 11 Tooth 417-A..... 4 used on 314-A	8
15	107374	Special Washer-Case Hardened.....	4
16	911423	Bolt 3/8-16 x 3 1/2 Grade 8.....	4
17	108881	Nut 3/8-16 High-Tensile.....	4
18	108362	Rear Axle RH-Long (13 1/8 in./33 cm).....	1
19	108361	Rear Axle LH-Short (10 1/8 in./26 cm).....	1
20	101889	Differential Axle Gear 24 Tooth.....	2
21	105876	Special Snapping.....	2
22	109703	Gear Assembly 314-A Only.....	1
	102974	Gear Assembly 417-A Only.....	1
23	101625	Gear-Pinion 11 Tooth.....	1
24	101887	Gear-Reduction 46 Tooth 314-A Only.....	1
	101626	Gear-Reduction 44 Tooth 417-A Only.....	1
25	9547	Thrust Washer.....	1
26	109370	Shaft.....	1
27	109752	Gear 46 Tooth 314-A Only.....	1
	108359	Gear 44 Tooth 417-A Only.....	1
28	109742	Gear 20 Tooth 314-A Only.....	1
	108358	Gear 22 Tooth 417-A Only.....	1
29	937099	Woodruff Key 3/16 x 1 1/8.....	1
30	7956	Thrust Washer.....	1
31	108312	Gasket-Case.....	1
32	109367	Bracket-Brake.....	1
33	908040	Bolt 3/8-16 x 2 1/2 Eslok.....	1
34	908035	Bolt 3/8-16 x 1 1/4 Eslok.....	1
35	908143	Bolt 3/8-16 x 5.....	1
36	908042	Bolt 3/8-16 x 3.....	2
37	915113	Nut 3/8-16 Eslok.....	3
38	106448	Filler Tube.....	1
39	106446	Dipstick 314-A Only.....	1
	110768	Dipstick 417-A Only.....	1
40	943460	Allen Hd. Pipe Plug 1/4.....	1
41	810243R1	Repair Manual 417-A.....	1
41	810395R1	Repair Manual 314-A.....	1

REFER TO SECTION 18 FOR ADJUSTMENTS, REPAIR MANUAL FOR SERVICE



* Internal Service Not Authorized at Time of Publication

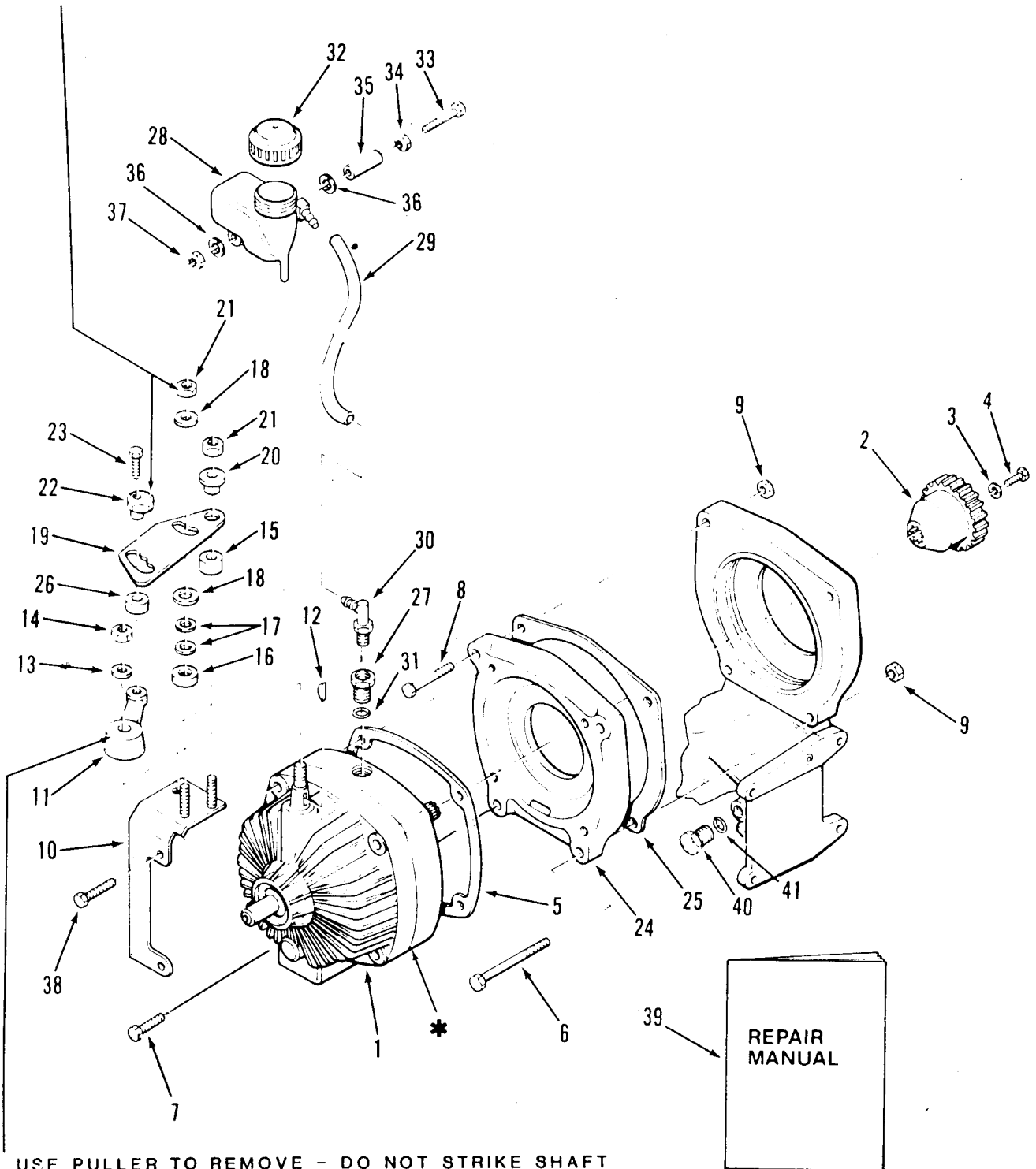


0419

Figure 4-2 Automatic Transmission

ITEM	PART NUMBER	DESCRIPTION	Automatic 8-Speed
		Figure 4-2	
		AUTOMATIC TRANSMISSION - 400 SERIES	
1	108368	Pump & Motor (Rebuilt P/N 219020).....	1
2	108320	Gear 22 Tooth.....	1
3	108366	Spacer-Drive Gear.....	1
4	936121	Snapring.....	1
5	108319	Gasket.....	1
6	908143	Bolt 3/8-16 x 5.....	2
7	908040	Bolt 3/8-16 x 2 1/2 Eslok.....	1
8	911429	Bolt 3/8-16 x 6 1/2.....	1
9	915113	Nut 3/8-16 Eslok.....	3
10	108329	Control Plate.....	1
11	108325	Cam Follower Arm.....	1
12	937009	Woodruff Key 1/8 x 5/8.....	1
13	920011	Washer 1/2 SAE.....	1
14	915115	Nut 1/2 Eslok.....	1
15	108326	Spacer (Long).....	1
16	108327	Spacer (Short).....	1
17	100365	Washer-Spring Disc.....	2
18	100305	Washer-Friction.....	2
19	108333	Cam-Speed Control.....	1
20	100309	Spacer.....	1
21	108881	Locknut 3/8-16 Hi-Tensile.....	2
22	106661	Eccentric Cam.....	1
23	908019	Bolt 5/16-18 x 1 Eslok.....	1
24	108317	Tube-Suction.....	1
25	108364	Fitting (With 973620 O-Ring).....	1
26	109377	Tube Assembly.....	1
27	108365	Elbow (With 973370 O-Ring).....	2
28	108323	Base-Oil Filter.....	1
29	908017	Bolt 5/16-18 x 3/4.....	2
30	920082	Lockwasher 5/16.....	2
31	943460	Plug 1/4 NPT.....	1
32	108335	Oil Filter.....	1
33	5991	Fitting.....	1
34	810243R1	Repair Manual 417-A.....	1

REFER TO SECTION 18 FOR ADJUSTMENTS, REPAIR MANUAL FOR SERVICE



USE PULLER TO REMOVE - DO NOT STRIKE SHAFT

* INTERNAL SERVICE NOT AUTHORIZED AT TIME OF PUBLICATION



0427

Figure 4-3 Automatic Transmission

ITEM	PART NUMBER	DESCRIPTION	Automatic	
			8-Speed	
		Figure 4-3		
		AUTOMATIC TRANSMISSION - 300 SERIES		
1	110959	Pump & Motor (Rebuilt P/N 219021).....		1
2	110945	Gear 20 Tooth.....		1
3	103995	Special Washer 9/32.....		1
4	908002	Hex Bolt 1/4-20 x 5/8 Eslok.....		1
5	7951	Gasket.....		1
6	908143	Bolt 3/8-16 x 5.....		1
7	908035	Eslok Bolt 3/8-16 x 1 1/4.....		1
8	911111	Socket Head Bolt 3/8-16 x 3 1/2.....		2
9	915113	Eslok Nut 3/8-16.....		3
10	110948	Control Plate.....		1
11	110946	Cam Follower Arm.....		1
12	937082	Woodruff Key.....		1
13	920009	Washer 3/8 SAE.....		1
14	915663	Eslok Nut 3/8-16.....		1
15	108326	Spacer (Long).....		1
16	108327	Spacer (Short).....		1
17	100365	Washer-Spring Disc.....		2
18	100305	Washer-Friction.....		2
19	108333	Cam-Speed Control.....		1
20	100309	Spacer.....		1
21	108881	Locknut 3/8-16 Hi-Tensile.....		2
22	106661	Eccentric Cam.....		1
23	908021	Eslok Bolt 5/16 x 1 1/2.....		1
24	110953	Hydro Adapter.....		1
25	108319	Adapter Gasket.....		1
26	110938	Cam Spacer.....		1
27	104904	Plug Fitting w/O-ring.....		1
28	110952	Tank Assembly.....		1
29	110944	Hose.....		1
30	110940	Elbow Fitting.....		1
31	973370	O-ring.....		1
32	110942	Vented Cap.....		1
33	900200	Bolt 1/4-20 x 1 3/4.....		1
34	5466	Speed Nut 1/4.....		1
35	2833	Spacer.....		1
36	920007	Washer 1/4 SAE.....		2
37	915111	Nut 1/4 Eslok.....		1
38	908041	Hex Bolt 3/8-16 x 2 3/4.....		4
39	810395R1	Repair Manual.....		1
40	110939	Transaxle Case Plug w/O-ring.....		1
41	973620	O-ring.....		1

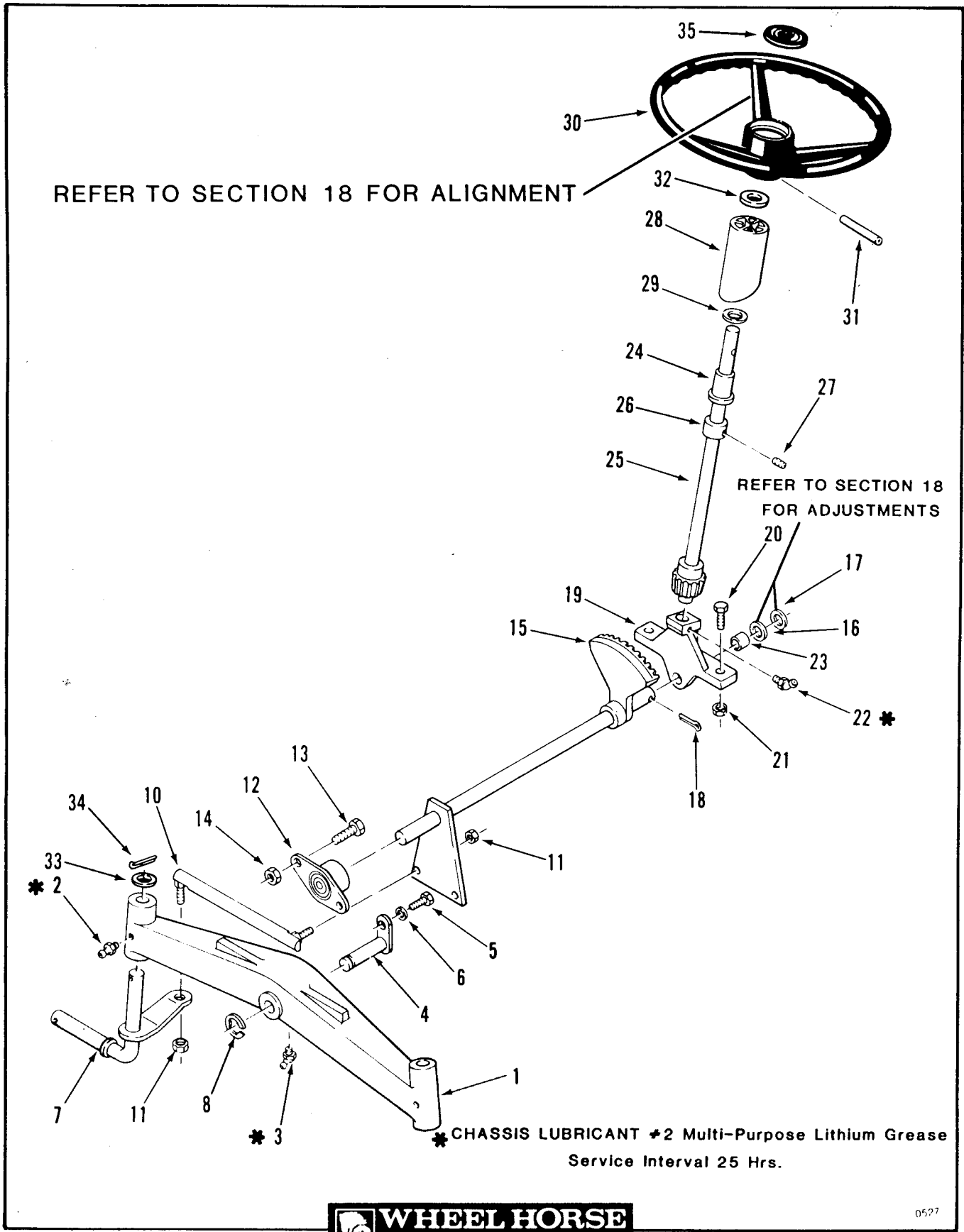


Figure 5-1 Front Axle and Steering

ITEM	PART NUMBER	DESCRIPTION	Automatic	
			8-Speed	
Figure 5-1				
FRONT AXLE AND STEERING				
1	5638	Front Axle.....	1	1
2	1030	Grease Fitting Straight.....	2	2
3	1481	Grease Fitting 45 Degree.....	1	1
4	6216	Pin and Plate.....	1	1
5	908015	Bolt 5/16-18 x 1/2.....	1	1
6	920082	Lockwasher 5/16.....	1	1
7	110956	Front Spindle RH 310-8,312-8,314-8,314-A Only.	1	1
	110212	Front Spindle RH 416-8,417-8,417-A Only.....	1	1
7	110957	Front Spindle LH 310-8,312-8,314-8,314-A Only.	1	1
	110213	Front Spindle LH 416-8,417-8,417-A Only.....	1	1
8	5618	E-Ring.....	1	1
10	102592	Tie Rod RH.....	1	1
	102593	Tie Rod LH.....	1	1
11	915002	Eslok Nut 3/8-24.....	4	4
12	6472	Flanged Bearing.....	1	1
13	908032	Bolt 3/8-16 x 3/4.....	2	2
14	915113	Eslok Nut 3/8-16.....	2	2
15	6469	Lower Steering Shaft.....	1	1
16	5210	Shim Washer 3/4 x .015.....	X	X
17	1278	Shim Washer 3/4 x .050.....	X	X
18	932035	Cotter Pin 3/16 x 1 1/4.....	1	1
19	109733	Steering Support.....	1	1
20	908036	Bolt 3/8-16 x 1 1/2.....	2	2
21	915113	Eslok Nut 3/8-16.....	2	2
22	1481	Grease Fitting 45 Degree.....	1	1
23	6397	Bearing-Lower Steering Shaft.....	1	1
24	109189	Bearing-Upper Steering Shaft.....	1	1
25	106177	Upper Steering Shaft.....	1	1
26	1085	Collar-Upper Steering Shaft.....	1	1
27	909848	Set Screw 1/4-20 x 1/4 Cup Pt.	1	1
28	109163	Collar.....	1	1
29	7896	Bowed Washer.....	1	1
30	106055	Steering Wheel 310-8,312-8.....	1	
	102715	Steering Wheel 314-8,416-8.....	1	
	110743	Steering Wheel 314-A,417-8,417-A.....	1	1
31	933221	Spirol Pin 1/4 x 2.....	1	1
32	109262	Special Washer.....	X	X
33	1278	Washer.....	2	2
34	932026	Cotter Pin 5/32 x 1 1/4.....	2	2
35	102856	Steering Wheel Insert 314-8,314-A,416-8,417-8 417-A.....	1	1

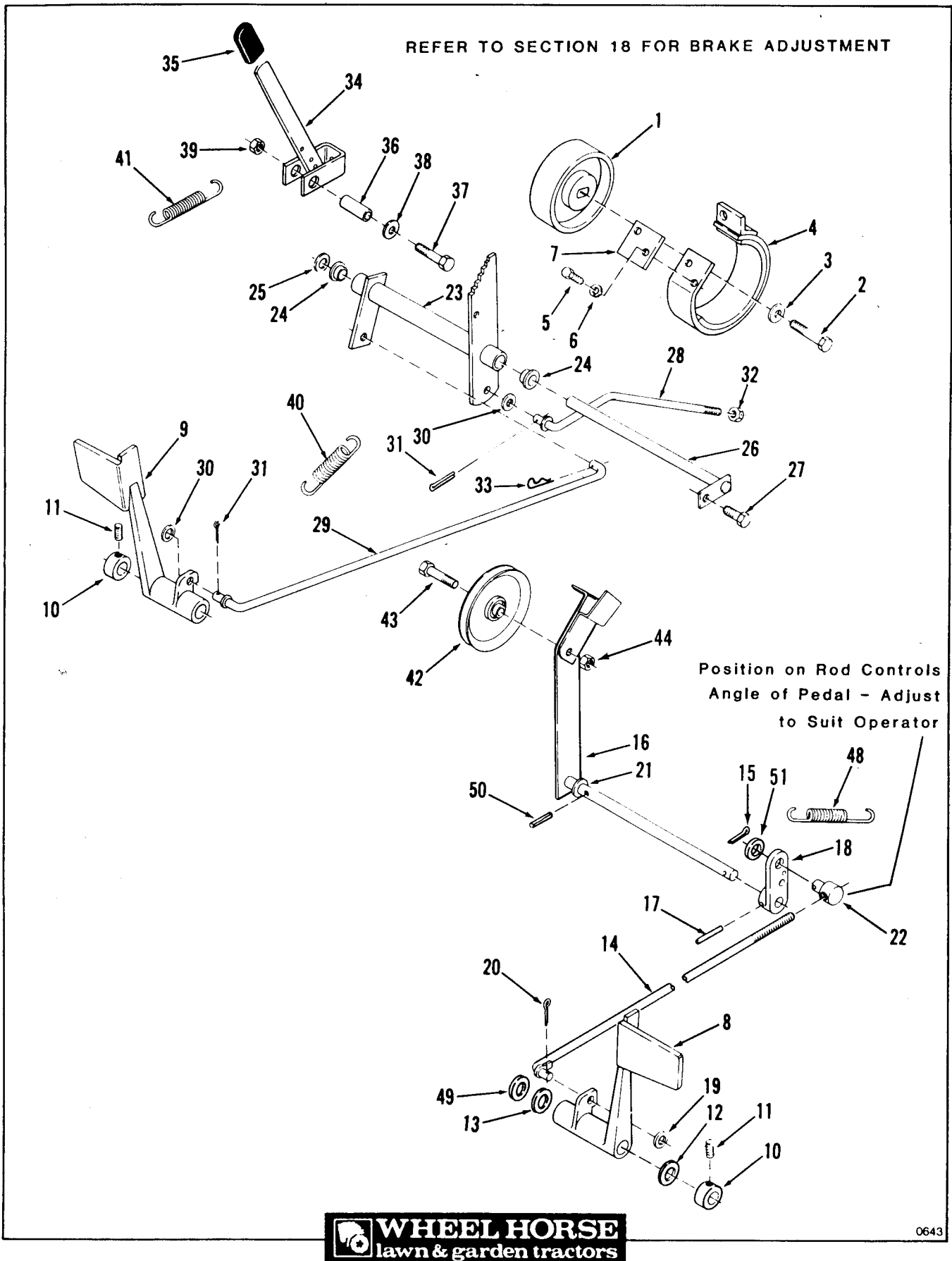
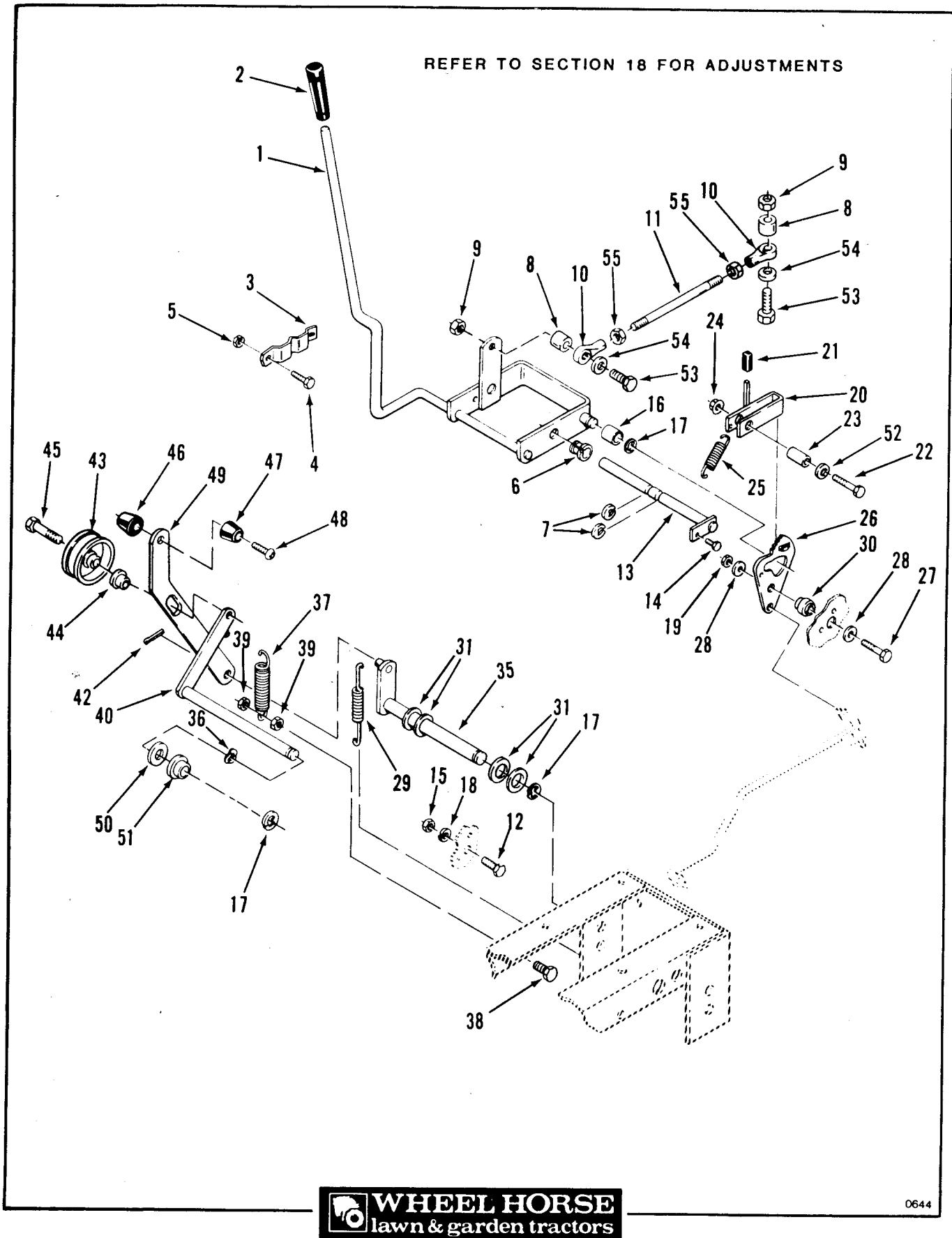


Figure 6-1 Clutch, Brake and Speed Control Linkage

ITEM	PART NUMBER	DESCRIPTION	Automatic 8-Speed
Figure 6-1 CLUTCH, BRAKE AND SPEED CONTROL LINKAGE			
1	106719	Brake Drum.....	1
2	908034	Nylok Bolt 3/8-16 x 1.....	1
3	2844	Special Washer.....	1
4	9593	Brake Band.....	1
5	908002	Bolt 1/4-20 x 5/8.....	2
6	920081	Lockwasher 1/4.....	2
7	9598	Back-Up Plate.....	1
8	110902	Pedal-Clutch.....	1
9	110901	Pedal-Brake.....	1
10	1085	Collar.....	2
11	909848	Set Screw 1/4-20 x 1/4 Cup Pt.	2
12	7896	Bowed Washer.....	1
13	1278	Shim Washer 3/4 x .050.....	X
14	103347	Clutch Rod.....	1
15	932008	Cotter Pin 3/32 x 3/4.....	1
16	110507	Clutch Idler Arm.....	1
17	933190	Spirol Pin 3/16 x 1 1/4.....	1
18	105896	Clutch Rod Arm.....	1
19	920248	Nylon Washer 3/8.....	1
20	932016	Cotter Pin 1/8 x 3/4.....	1
21	3765	Shim Washer 1/2 x .030.....	X
22	101161	Trunnion-Clutch Rod.....	1
23	103543	Bell Crank-Brake Linkage.....	1
24	7879	Bushing.....	2
25	920011	Washer 1/2 SAE.....	1
26	106417	Rod-Bell Crank Pivot.....	1
27	926694	S.T. Bolt 5/16-18 x 5/8.....	1
28	105900	Brake Rod-Rear.....	1
29	105886	Brake Rod-Front.....	1
30	920248	Nylon Washer.....	2
31	932016	Cotter Pin 1/8 x 3/4.....	1
32	915663	E.S. Nut 3/8-16.....	1
33	933504	Hairpin Cotter.....	2
34	106451	Parking Brake Lever.....	1
35	6820	Grip.....	1
36	102025	Spacer.....	1
37	908037	Bolt 3/8-16 x 1 3/4.....	1
38	920009	Washer 3/8 SAE.....	1
39	102809	Special Nut.....	1
40	107677	Spring-Brake Return.....	1
41	103628	Spring-Parking Brake Return.....	1
42	7451	Idler Pulley.....	1
43	106193	Special Bolt 3/8-16 x 1 1/2.....	1
44	915113	Eslok Nut 3/8-16.....	1
48	108035	Spring-Clutch Return.....	1
49	920225	Special Washer.....	1
50	933267	Spirol Pin 5/32 x 1 1/4.....	1
51	920009	Washer 3/8 SAE.....	1



0644

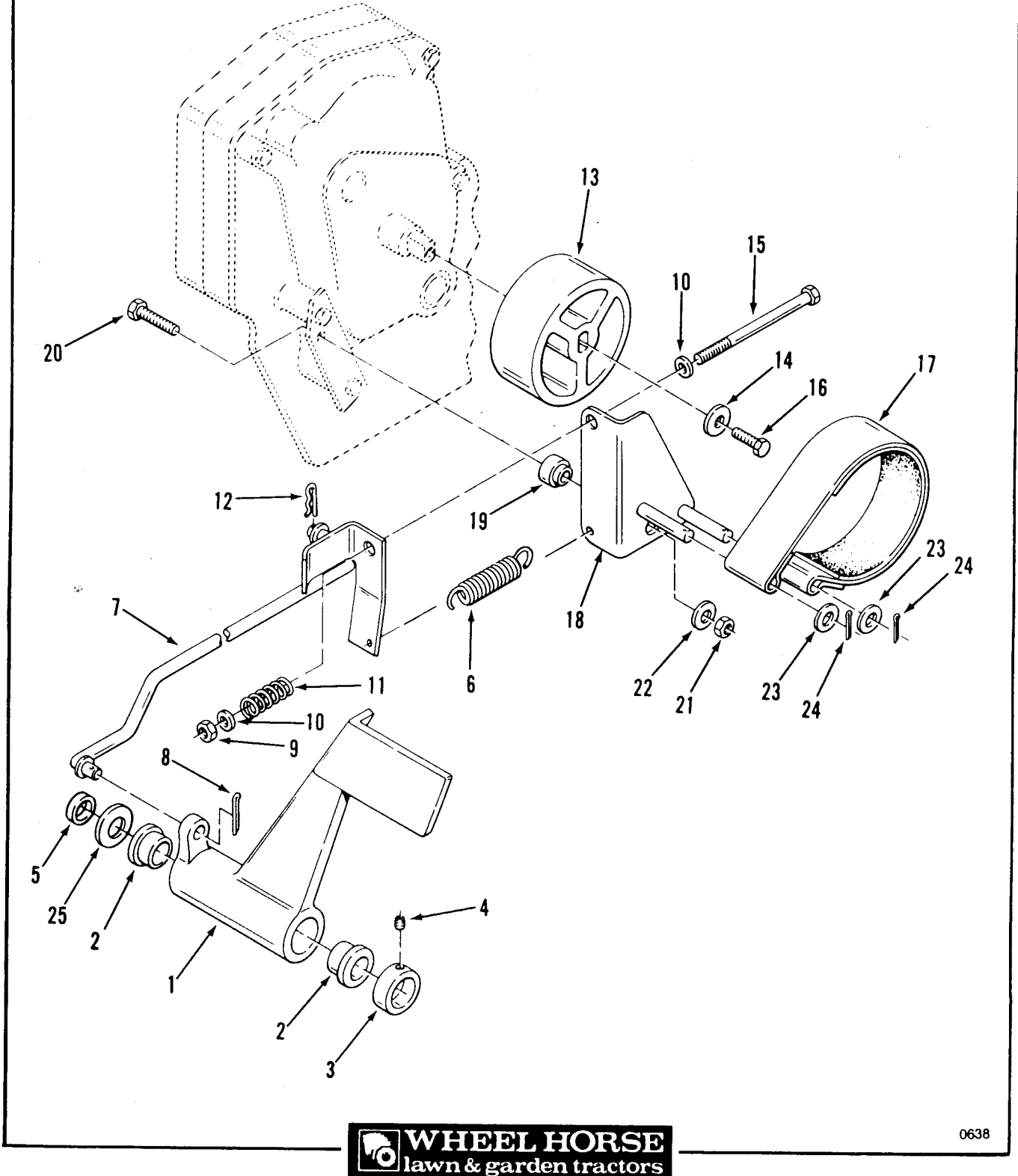
Figure 6-2 Clutch, Brake and Speed Control Linkage

SECTION 6 - CLUTCH, BRAKE AND MOTION CONTROL LINKAGE

19

ITEM	PART NUMBER	DESCRIPTION	Automatic 8-Speed
		Figure 6-2	
		CLUTCH, BRAKE & SPEED CONTROL LINKAGE - 300/400	
1	110787	Motion Control Lever.....	1
2	6129	Knob-Motion Control Linkage.....	1
3	106319	Detent-Motion Control Lever.....	1
4	908015	Bolt 5/16-18 x 1/2.....	2
5	915112	Eslok Nut 5/16-18.....	2
6	5983	Bushing.....	2
7	5701	E-Ring.....	2
8	100304	Spacer 417-A Only.....	2
10	110189	Rod End.....	2
11	110943	Rod Control 9.9" long 314-A Only.....	1
	108904	Rod Control 9" long 417-A Only.....	1
12	908003	Bolt 1/4-20 x 3/4.....	1
13	108496	Pivot Rod-Motion Control Lever.....	1
14	926694	S.T. Bolt 5/16-18 x 5/8.....	1
15	915234	Nut 1/4-20.....	1
16	100656	Cam Bearing.....	1
17	5701	E-Ring 1/2.....	4
18	920122	Lockwasher 1/4 External Tooth.....	1
19	915113	Eslok Nut 3/8-16.....	1
20	106325	Parking Brake Lever.....	1
21	100489	Grip-Parking Brake Lever.....	1
22	908037	Bolt 3/8-16 x 1 3/4.....	1
23	102025	Spacer.....	1
24	102809	Special Flanged Nut.....	1
25	1230	Spring.....	1
26	108716	Cam Plate.....	1
27	908035	Bolt 3/8-16 x 1 1/4.....	1
28	920039	Washer 3/8 SAE.....	2
29	110769	Spring Anti-Rattle.....	1
30	108717	Spacer.....	1
31	920011	Washer 1/2 SAE.....	1
35	106369	Shaft.....	1
36	108473	Wave Washer.....	2
37	107938	Spring.....	1
38	908005	Bolt 1/4-20 x 1.....	1
39	915111	Eslok Nut 1/4 x 20.....	4
40	106368	Pivot Rod.....	1
41	110066	Wave Washer.....	1
42	932001	Cotter Pin 1/16 x 3/4.....	1
43	7434	Idler Pulley.....	1
44	106450	Spacer.....	1
45	106193	Special Bolt 3/8-16 x 1 1/2.....	1
46	8722	Knob.....	1
47	8693	Knob.....	1
48	911747	Screw #10-24 x 1 1/4.....	1
49	110780	Handle.....	1
50	920263	Washer 1/2 SAE 314-A.....	1
	920011	Washer 1/2 SAE 417-A.....	1
51	7879	Bushing.....	1
52	920009	Washer 3/8 SAE.....	1
53	908005	Bolt 1/4-20 x 1 1/2 314-A.....	2
	908007	Bolt 1/4-20 x 1 1/2 417-A.....	2
54	920007	Washer 1/4 SAE.....	2
55	915083	Jam Nut 1/4-28.....	2

REFER TO SECTION 18 FOR BRAKE ADJUSTMENT



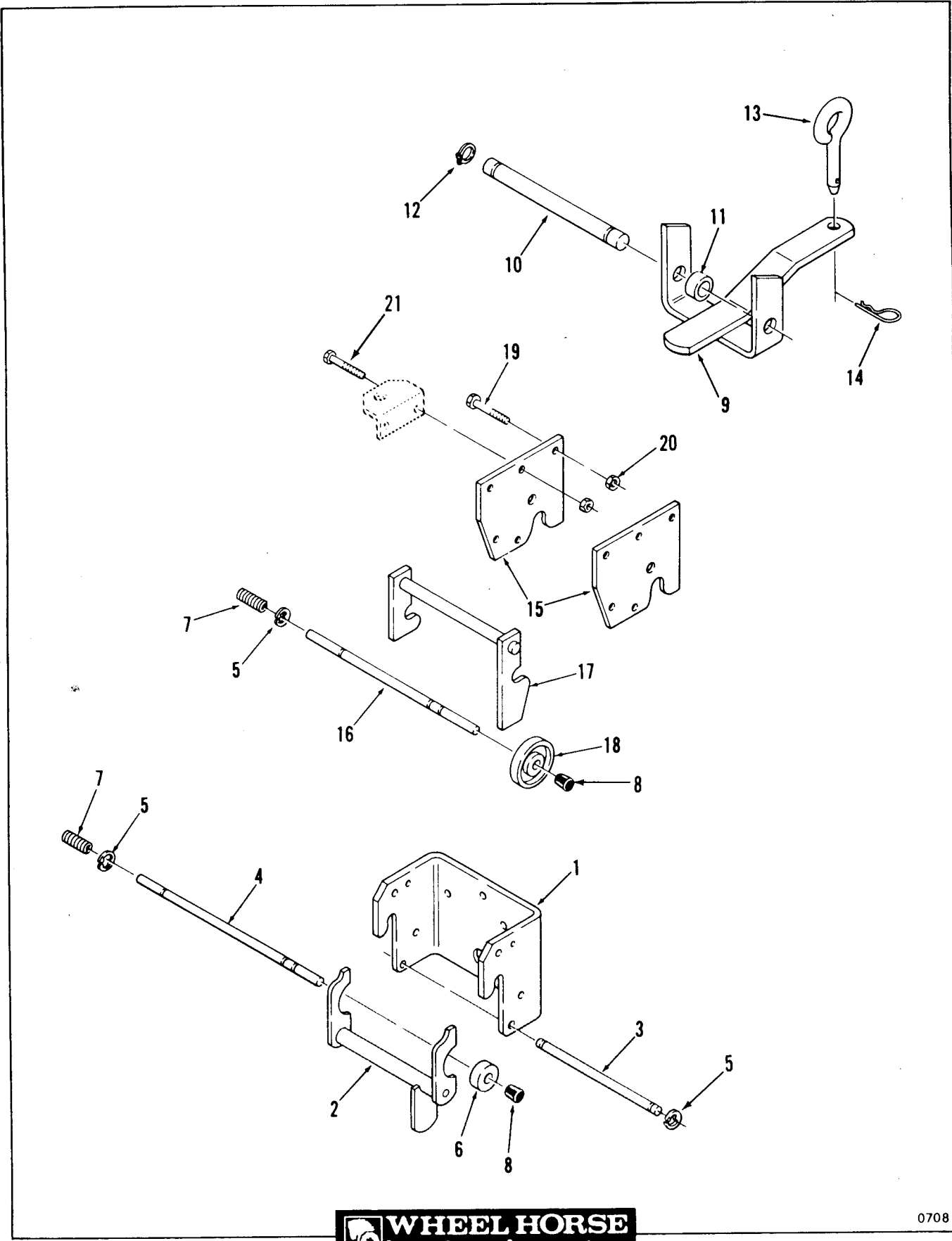
0638

Figure 6-3 Clutch, Brake and Speed Control Linkage

SECTION 6 - CLUTCH, BRAKE AND MOTION CONTROL LINKAGE

21

ITEM	PART NUMBER	DESCRIPTION	Automatic 8-Speed
		Figure 6-3 CLUTCH, BRAKE & SPEED CONTROL LINKAGE - 300/400	
1	110225	Brake/Return To Neutral Pedal.....	1
2	6254	Bushing.....	2
3	1085	Collar.....	1
4	909848	Set Screw 1/4-20 x 1/4 Cup Pt.	1
5	102236	Spacer 314-A Only.....	1
	110126	Spacer 417-A Only.....	1
6	103125	Spring-Brake Return.....	1
7	110950	Brake Rod-Front 314-A Only.....	1
	109372	Brake Rod-Front 417-A Only.....	1
8	932017	Cotter Pin 1/8 x 1.....	1
9	915663	E.S. Nut 3/8-16.....	1
10	920009	Washer 3/8 SAE.....	2
11	108680	Spring.....	1
12	933503	Hairpin Cotter.....	1
13	106719	Brake Drum.....	1
14	2844	Special Washer.....	1
15	908144	Bolt 3/8-16 x 4 1/2.....	1
16	908034	Eslok Bolt 3/8-16 x 1.....	1
17	109371	Brake Band.....	1
18	109366	Brake Pivot Arm.....	1
19	109356	Bushing.....	1
20	908036	Bolt 3/8-16 x 1 1/2.....	1
21	915113	Eslok Nut 3/8-16.....	1
22	920039	Washer 3/8 U.S.	1
23	920009	Washer 3/8 SAE.....	2
24	932008	Cotter Pin 3/32 x 3/4.....	2
25	1278	Shim Washer.....	1



0708

Figure 7-1 Hitches

ITEM	PART NUMBER	DESCRIPTION	Automatic	
			8-Speed	
		Figure 7-1		
		HITCHES		
1	101711	Front Hitch Housing.....	1	1
2	105859	Latch-Front Hitch.....	1	1
3	101750	Rod.....	1	1
4	101751	Rod-Front Hitch Lock.....	1	1
5	105797	E-Ring.....	8	8
6	101707	Lock.....	1	1
7	8616	Spring.....	2	2
8	105316	Cap-Lock Rod.....	2	2
9	1644	Drawbar Hitch.....	1	1
10	105269	Shaft-Drawbar Hitch.....	1	1
11	979120	Spacer.....	2	2
12	5618	E-Ring.....	2	2
13	106634	Hitch Pin.....	1	1
14	933505	Hairpin Cotter.....	1	1
15	102644	Mid Hitch Plate.....	2	2
16	102672	Rod-Mid Hitch Lock.....	1	1
17	102639	Latch-Mid Hitch.....	1	1
18	101017	Lock.....	1	1
19	908034	Bolt 3/8-16 x 1.....	3	3
20	915113	Eslok Nut 3/8-16.....	5	5
21	908035	Bolt 3/8-16 x 1 1/4.....	2	2

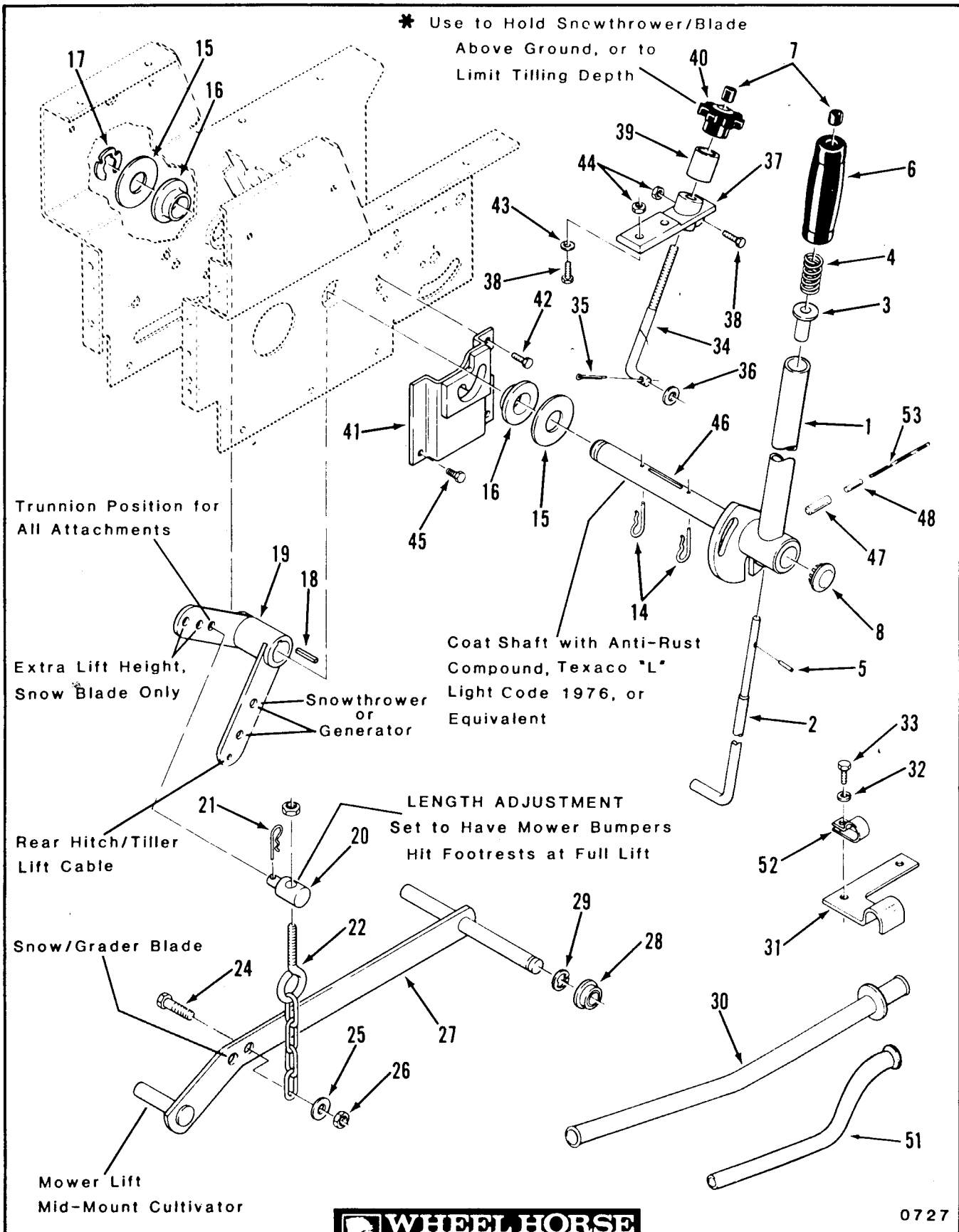


Figure 7-2 Lift Linkage

ITEM	PART NUMBER	DESCRIPTION	Automatic	
			8-Speed	
		Figure 7-2		
		MANUAL LIFT LINKAGE		
1	108563	Lift Lever (Includes Items 46, 47, 48).....	1	1
2	106257	Latch Rod.....	1	1
3	8130	Spring Retainer.....	1	1
4	3624	Spring.....	1	1
5	933148	Spirol Pin 1/8 x 1/2.....	1	1
6	6542	Grip-Lift Lever.....	1	
7	105316	Rod Cap.....	1	1
		(416-8,417-8).....	2	
8	4944	Plug Button.....	1	
14	933507	Hairpin Cotter.....	2	2
15	920017	Washer 1 in. SAE.....	3	3
16	106269	Bushing.....	2	2
17	106414	Retainer.....	1	2
18	1121	Key 1/4 Sq. x 1 3/16.....	1	1
19	106218	Bellcrank.....	1	1
20	104627	Trunnion.....	1	1
21	933504	Hairpin Cotter.....	1	1
22	106522	Lift Chain.....	1	1
24	908019	Bolt 5/16-18 x 1.....	1	1
25	920008	Washer 5/16.....	1	1
26	915112	Eslok Nut 5/16-18.....	1	1
27	102373	Lift Bar.....	1	1
28	6229	Bearing.....	1	1
29	5701	E-Ring.....	1	1
30	105845	Tube-Rear Lift Cable.....	1	
31	108903	Clamp-Tube.....	1	1
32	920083	Lockwasher 3/8.....	2	
33	908032	Bolt 3/8-16 x 3/4.....	2	
33	908034	Eslok Bolt 3/8-16 x 1.....		2
34	110653	Rod-Height Control 416-8,417-8 Only.....	1	
35	932016	Cotter Pin 1/8 x 3/4 416-8,417-8 Only.....	1	
36	920228	Special Washer 416-8,417-8 Only.....	1	
37	106345	Height Control Casting 416-8,417-8 Only.....	1	
38	908019	Bolt 5/16-18 x 1 416-8,417-8 Only.....	3	
39	106258	Sleeve 416-8,417-8 Only.....	1	
40	5280	Knob-Height Control 416-8,417-8 Only.....	1	
41	106411	Latch Bracket.....	1	1
42	926694	S.T. Bolt 5/16-18 x 5/8.....	1	1
43	920008	Washer 5/16 SAE 416-8,417-8 Only.....	2	
44	915112	Eslok Nut 5/16-18 416-8,417-8 Only.....	3	
45	926696	S.T. Bolt 5/16-18 x 7/8.....	2	
46	108565	Shaft.....	1	1
47	933268	Spirol Pin.....	1	1
48	933230	Roll Pin.....	1	1
51	108315	Tube-Rear Lift Cable.....		1
52	8830	Clamp.....		1
53	111154	Lock Wire.....	1	1

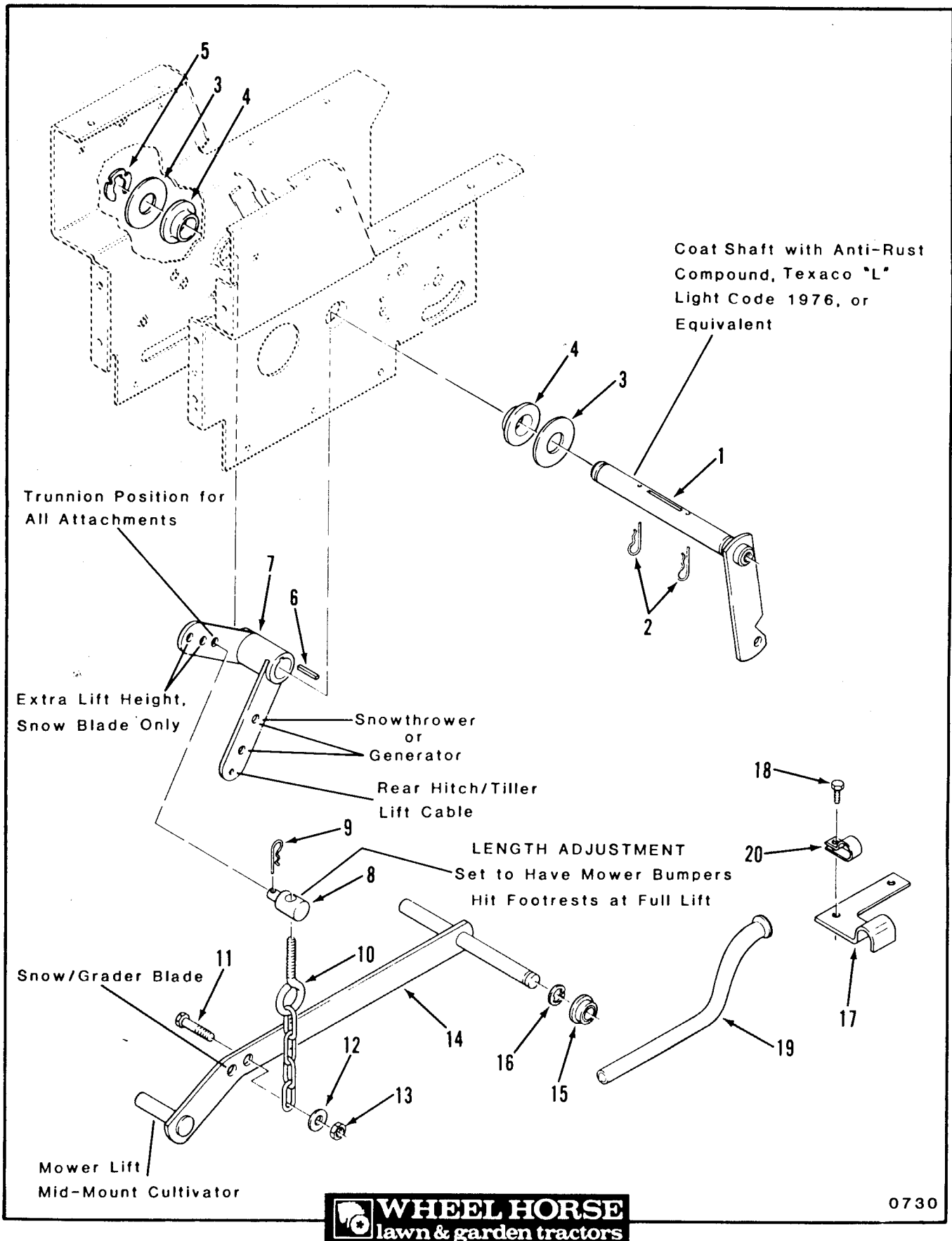
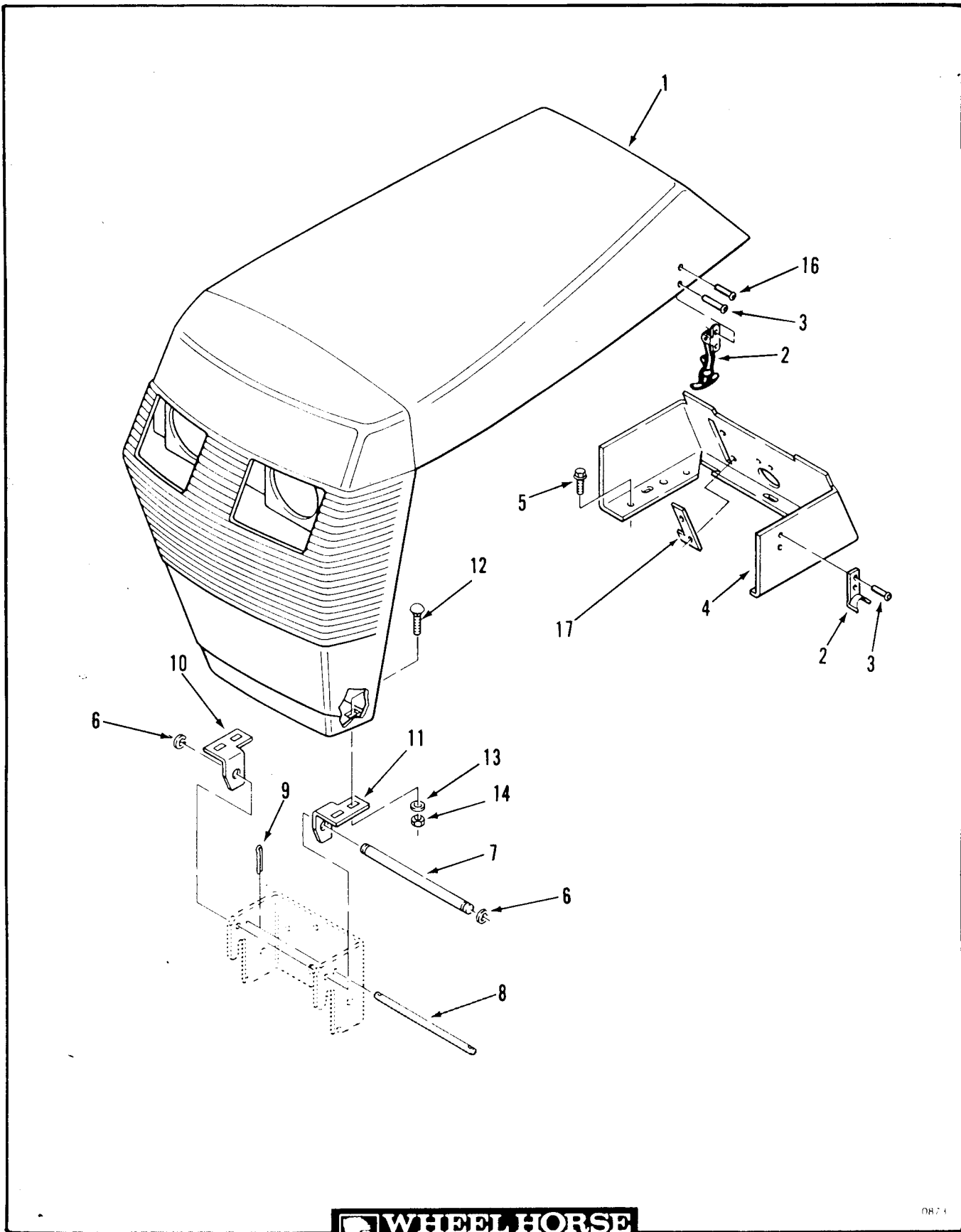


Figure 7-2 Hydraulic Lift Linkage

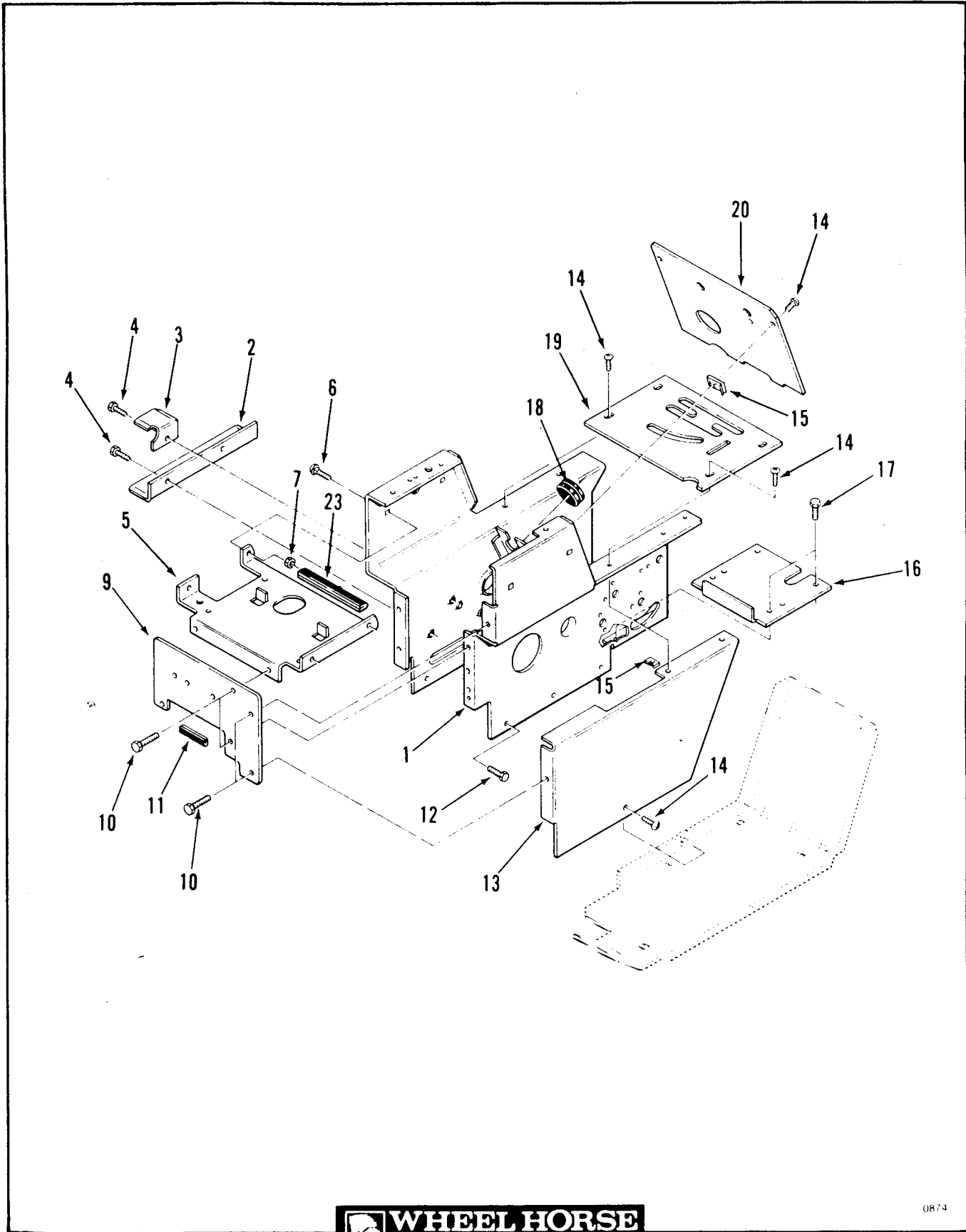
ITEM	PART NUMBER	DESCRIPTION	Automatic
			8-Speed
		Figure 7-3 HYDRAULIC LIFT LINKAGE - 400 SERIES	
1	109320	Lift lever.....	1
2	933507	Hairpin Cotter.....	2
3	920017	Washer 1" SAE.....	3
4	106269	Bushing.....	2
5	106416	Retainer.....	2
6	1121	Key 1/4 sq. x 1 3/16.....	1
7	106218	Bellcrank.....	1
8	104627	Trunnion.....	1
9	933504	Cotter Hairpin.....	1
10	106522	Lift Chain.....	1
11	908019	Bolt 5/16-18 x 1.....	1
12	920008	Washer 5/16.....	1
13	915112	Eslok Nut 5/16-18.....	1
14	102373	Lift Bar.....	1
15	6229	Bearing.....	1
16	5701	E-Ring.....	1
17	108903	Clamp Tube.....	1
18	908034	Eslok Bolt 3/8-19 x 1.....	2
19	108315	Tube - Rear Lift Cable.....	1
20	8830	Clamp.....	1



OR 24

Figure 8-1 Sheet Metal and Covers

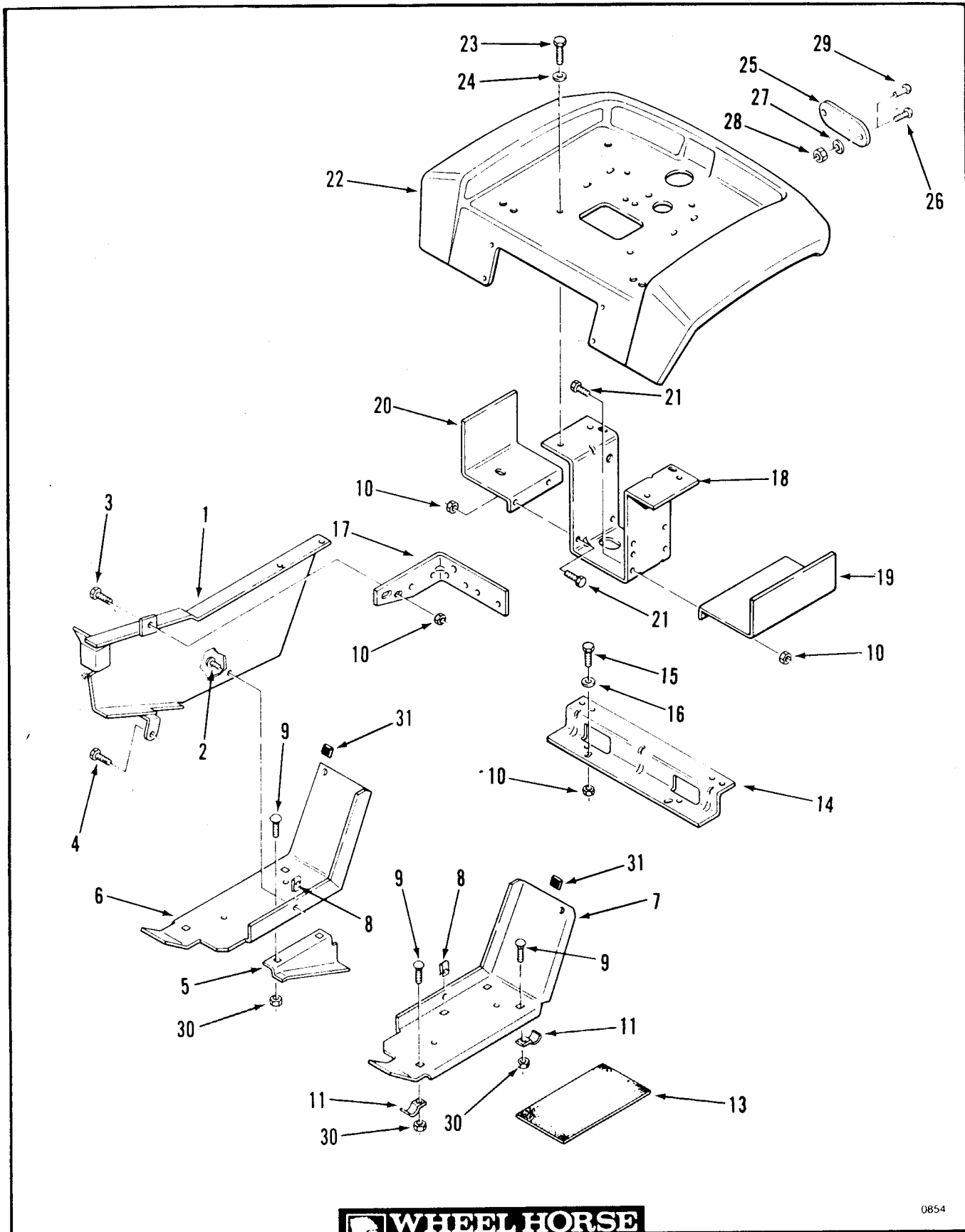
ITEM	PART NUMBER	DESCRIPTION	Automatic	
			8-Speed	
		Figure 8-1 SHEET METAL AND COVERS		
1	110136	Hood.....	1	1
2	106825	Hood Latch	2	2
3	923785	Pop Rivet 1/8 x .294.....	4	4
4	110129	Console.....	1	1
5	926694	Washer Hd. S.T. Bolt 5/16-18 x 5/8.....	3	3
6	105797	E-Ring.....	2	2
7	101710	Pivot Rod.....	1	1
8	101850	Pivot Rod.....	1	1
9	932000	Cotter Pin 1/16 x 1/2.....	2	2
10	109145	Bracket RH.....	1	1
11	109146	Bracket LH.....	1	1
12	900015	Carriage Bolt 1/4-20 x 3/4.....	4	4
13	920007	Washer 1/4 SAE.....	4	4
14	915111	Eslok Nut 1/4-20.....	4	4
16	923784	Pop Rivet 1/8 x .232.....	2	2
17	111182	Throttle Stop Single Cyl. Tractors Only.....	1	1



0874

Figure 8-2 Sheet Metal and Covers

ITEM	PART NUMBER	DESCRIPTION	Automatic	
			8-Speed	
Figure 8-2 SHEET METAL AND COVERS				
1	109765	Hoodstand.....	1	1
2	106209	Belt Support Bracket.....		1
3	106261	Belt Bracket.....	1	
3	108537	Belt Bracket.....		1
4	926694	S.T. Bolt 5/16-18 x 5/8.....	1	4
5	110094	Battery Support Bracket.....	1	1
6	900036	Carriage Bolt 5/16-18 x 1/2.....	4	4
7	915112	Eslok Nut 5/16-18.....	4	4
9	106342	Front Plate.....	1	1
10	926694	S.T. Bolt 5/16-18 x 5/8.....	6	6
11	106454	Edge Trim.....	1	1
12	926694	S.T. Bolt 5/16-18 x 5/8.....	4	6
	926696	S.T. Bolt 5/16-18 x 7/8.....	2	
13	109323	Side Cover LH.....	1	
	109322	Side Cover LH.....		1
14	910837	Screw 1/4-20 x 5/8.....	6	4
15	107069	Speed Nut.....	6	6
16	106250	Dust Cover 310-8,312-8,314-8,416-8,417-8,417-A	1	1
17	926694	S.T. Bolt 5/16-18 x 5/8.....	4	4
18	104248	Grommet.....	1	1
19	109155B	Shift Cover Plate 310-8,312-8,314-8 Only.....	1	
	110092	Shift Cover Plate 314-A Only.....		1
	107608	Shift Cover Plate 416-8,417-8.....	1	
	110650	Shift Cover Plate 417-A.....		1
20	110720	Hoodstand Plate 310-8.....	1	
	109149B	Hoodstand Plate 312-8.....	1	
	111033	Hoodstand Plate 314-8,314-A.....	1	1
	110520	Hoodstand Plate 416-8.....	1	
	111034	Hoodstand Plate 417-8.....	1	
	110098	Hoodstand Plate 417-A.....		1
22	920008	Washer 5/16 SAE.....	2	2
23	110142	Edge Trim.....	1	1



0854

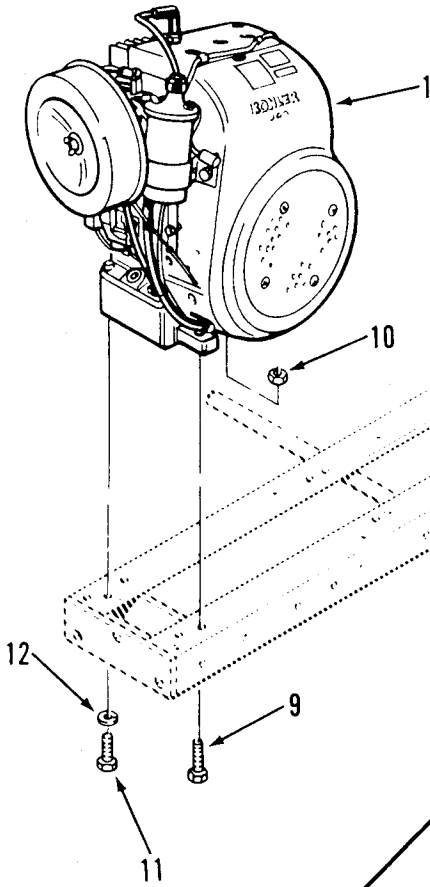
Figure 8-3 Sheet Metal and Covers

SECTION 8 - SHEET METAL AND COVERS

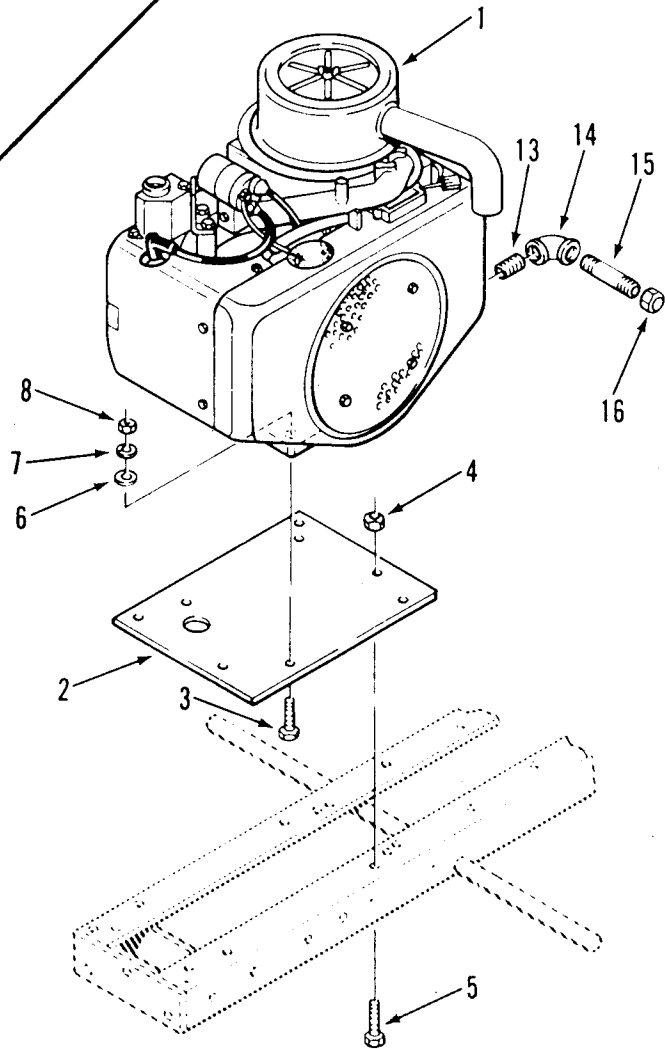
33 .

ITEM	PART NUMBER	DESCRIPTION	Automatic	
			8-Speed	
		Figure 8-3		
		SHEET METAL AND COVERS		
1	107975	Belt Guard.....	1	1
2	910837	Screw 1/4-20 x 5/8.....	1	1
3	908017	Bolt 5/16-18 x 3/4.....	1	1
4	926694	S.T. Bolt 5/16-18 x 5/8.....	1	1
5	106352	Lower Belt Guard.....	1	
6	106222	Foot Rest RH.....	1	1
7	106223	Foot Rest LH.....	1	2
8	107069	Speed Nut.....	2	2
9	900037	Carriage Bolt 5/16-18 x 5/8.....	6	4
10	915112	Eslok Nut 5/16-18.....	7	7
11	7456	Clamp.....	4	4
13	106264	Footrest Pad 310-8,312-8.....	2	
	110636	Footrest Pad 314-8,416-8,417-8.....	2	
	110635	Footrest Pad LH 314-A,417-A.....		1
	110634	Footrest Pad RH 314-A,417-A.....		1
14	107951	Fender Bracket-Front.....	1	1
15	908017	Bolt 5/16-18 x 3/4.....	2	2
16	920008	Washer 5/16 SAE.....	2	2
17	108823	Support Bracket-Belt Guard.....	1	1
18	108897	Fender Support Bracket.....	1	1
19	108464	Fuel Tank Support LH.....	1	1
20	106236	Fuel Tank Support RH.....	1	1
21	908016	Bolt 5/16-18 x 5/8.....	4	4
22	110960	Fender.....	1	1
23	913462	S.T. Bolt 5/16-18 x 5/8.....	4	4
24	920008	Washer 5/16 SAE.....	4	4
25	108547	Reflector 310-8,312-8,416-8 Only.....	2	
26	910808	Screw #10-32 x 5/8 (Optional) 310,312,416.....	4	
27	920079	Lockwasher #10 (Optional) 310,312,416.....	4	
28	915551	Nut #10-32 (Optional) 310,312,416.....	4	
29	109193	Poprivet 3/16 x .57 Aluminum (Std. Production) 310,312,416 Only	4	
30	915662	Eslok Nut 5/16-18.....	6	4
31	518211	Bumper.....	2	2

REFER TO SECTION 18 FOR ADJUSTMENTS



SERVICE INTERVALS
 OIL CHANGE - 25 HRS.
 OIL CAP. 2 QTS.
 AIR FILTER - 25 HRS
 (REPLACE 100 HRS.)
 SPARK PLUG - 100 HRS.
 HR-10, GAP .035



SERVICE INTERVALS
 OIL CHANGE - 25 HRS.
 OIL CAP. 1 1/2 QTS.
 AIR FILTER - 25 HRS.
 (REPLACE 100 HRS.)
 SPARK PLUG - 100 HRS.
 RBL-15Y, GAP .025

REFER TO KOHLER MANUALS FOR ADDITIONAL SERVICE & ADJUSTMENT PROCEDURES



0980

Figure 9-1 Engines

ITEM	PART NUMBER	DESCRIPTION	Automatic 8-Speed	
		Figure 9-1 ENGINES		
1	110657*	Engine - 10HP - Kohler K-241-S Spec PS-46849..	X	
	110658*	Engine - 12HP - Kohler K-301-S Spec PS-47812..	X	
	110659*	Engine - 14HP - Kohler K-321-S Spec PS-60424..	X	X
	110660*	Engine - 16HP - Kohler K-341-S Spec PS-71371..	X	
	110671*	Engine - 17HP - Kohler KT-170S Spec PS-24340..	X	
	110672*	Engine - 17HP - Kohler KT-170S Spec PS-24350..		X
2	110649	Engine Plate 417-8,417-A Only.....	X	X
3	908034	Bolt 3/8-16 x 1 310,312,314,416.....	4	4
	908035	Bolt 3/8-16 x 1 1/4 417 Only.....	4	4
4	915663	Nut 3/8-16 E.S.....	4	4
5	908035	Bolt 3/8-16 x 1 1/4.....	4	4
6	920009	Washer 3/8 SAE.....	4	4
7	920083	Lockwasher 3/8.....	4	4
8	915113	Eslok Nut 3/8-16.....	4	4
9	908036	Bolt 3/8-16 x 1 1/2.....	2	2
10	915663	Nut 3/8-16 E.S.....	2	2
11	908034	Bolt 3/8-16 x 1.....	2	2
12	920083	Lockwasher 3/8.....	2	2
13	943322	Nipple 3/8.....	1	1
14	943023	Elbow 3/8 90 degree.....	1	1
15	943334	Nipple 3/8 x 4 1/2.....	1	1
16	5224	Cap 3/8.....	1	1

*Engines and Engine Parts are available through Manufacturer's Distribution System, using the Model and Spec. Numbers Shown Above.

WHEEL HORSE Part Numbers are Listed for Cross Reference Purposes Only; Engines and Engine Parts Are Not Available through the WHEEL HORSE Distribution System.

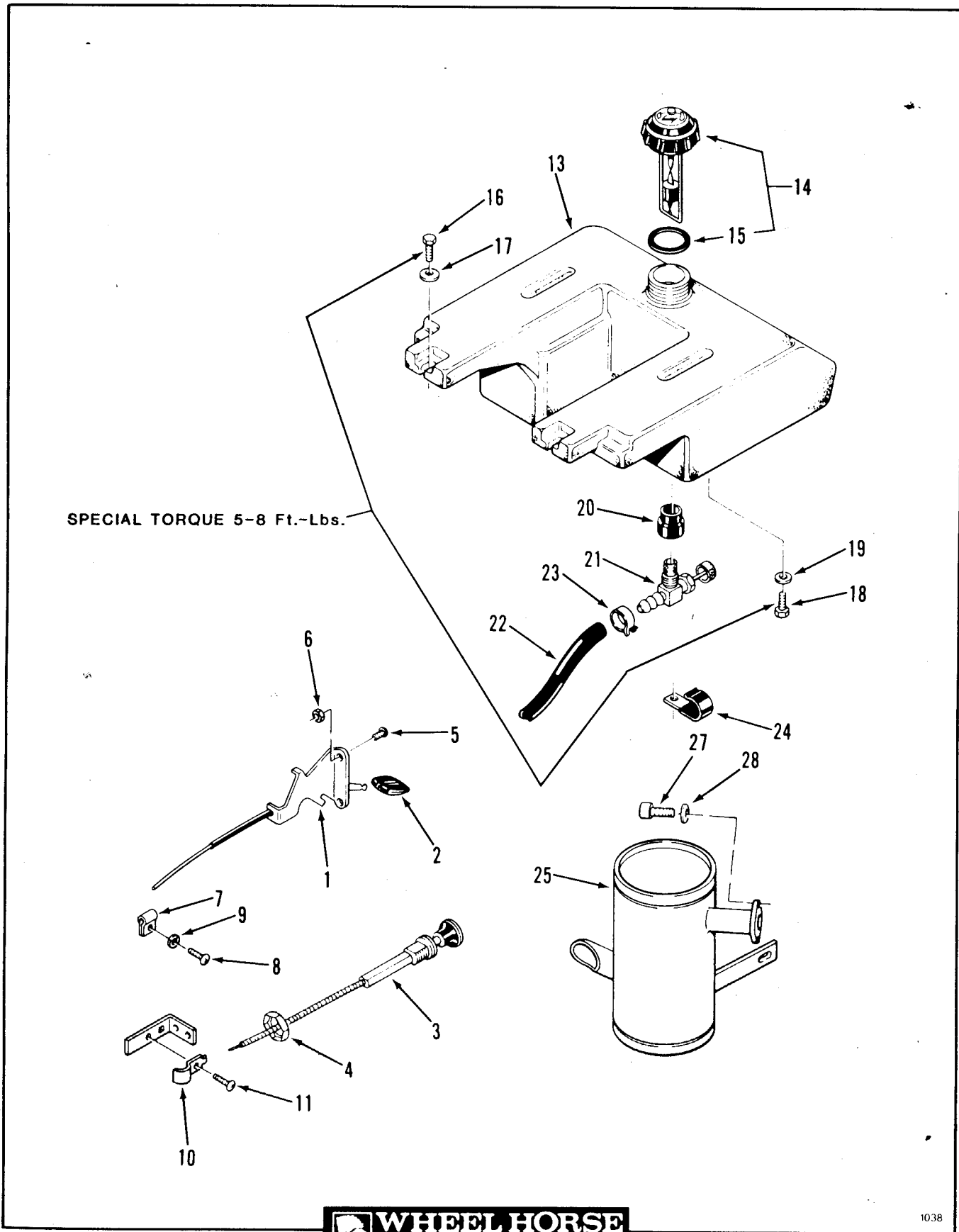


Figure 10-1 Throttle, Choke and Fuel System

ITEM	PART NUMBER	DESCRIPTION	Automatic	
			8-Speed	
		Figure 10-1		
		THROTTLE, CHOKE AND FUEL SYSTEM		
1	110715	Throttle Control, Single Cylinder Only.....	1	1
	110714	Throttle Control, Twin Cylinder Only.....	1	1
2	108917	Knob-Throttle Control.....	1	1
3	110713	Choke Control, Single Cylinder Only.....	1	1
	110712	Choke Control, Twin Cylinder Only.....	1	1
4	109530	Palnut	1	1
5	910792	Screw #10-24 x 1/2.....	2	2
6	915740	Lock Nut #10-24.....	2	2
7	100729	Clamp, Twin Cylinder Only.....	1	1
8	910837	Screw PHCR 1/4-20 x 5/8.....	1	
9	920081	Lockwasher 1/4.....	1	
10	105971	Clamp-Choke, Single Cylinder Only.....	1	
11	911738	Screw PHCR #10-24 x 3/8.....	1	
13	106234	Fuel Tank.....	1	1
14	106945	Fuel Cap & Gauge (With Rubber Seal).....	1	1
15	106931	Rubber Seal.....	1	1
16	926696	S.T. Bolt 5/16-18 x 7/8.....	2	2
17	920039	Washer 3/8.....	2	2
18	908016	Bolt 5/16-18 x 5/8.....	3	3
19	920082	Lockwasher 5/16.....	2	2
20	104047	Rubber Bushing.....	1	1
21	104048	Fuel Shut-Off Valve.....	1	1
22	110894	Fuel Line 62 in. Single Cylinders Only.....	1	1
	106445	Fuel Line 64 in. Twin Cylinders Only.....	1	1
23	108898	Corbin Clamp.....	2	2
24	950154	Hose Clamp 1/2 in. (1.3 cm) Diameter.....	2	2
	105490	Clamp 1 in. (2.5 cm) Diameter.....	1	1
25	110661	Muffler 310,312,314-8.....	1	
	110662	Muffler 416-8.....	1	
	110958	Muffler (Chrome) 314-A Only.....		1
27	911067	Socket Head Screw 5/16-18 x 3/4.....	2	2
28	920082	Lockwasher 5/16.....	2	2

NOTE: 417-8, 417-A - MUFFLER supplied by KOHLER COMPANY

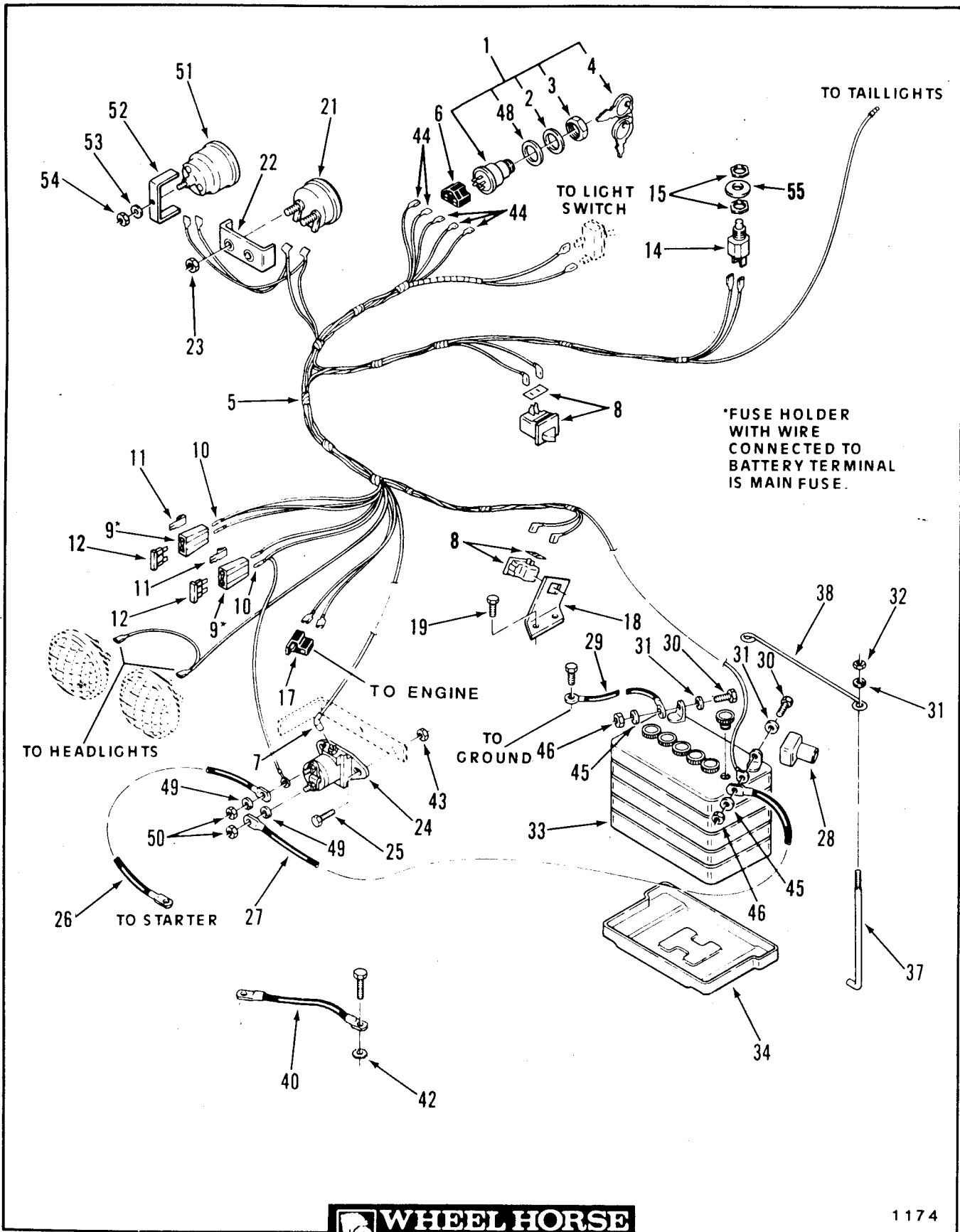


Figure 11-1 Electrical System

ITEM	PART NUMBER	DESCRIPTION	8-Speed	Automatic
		Figure 11-1 ELECTRICAL SYSTEM		
1	103990	Ignition Switch. <i>of 111215</i>	1	1
2	920160	Internal Tooth Lockwasher 5/8.....	1	1
3	101884	Special Nut.....	1	1
4	7262	Ignition Key - Set of 2.....	1	1
5	110799	Wiring Harness Assembly All Single Cylinders..	1	1
	111035	Wiring Harness Assembly 417-8.....	1	
	110800	Wiring Harness Assembly 417-A.....		1
6	105302	Connector Body - Ignition Switch - Part of 5..		1
7	518246	Push on Terminal - Part of 5.....		1
8	110970	Interlock Switch & Shield-Transmission & PTO..	2	2
9	109117	Single Fuse Body - Part of 5.....		2
10	108995	One-Way Terminal - Part of 5.....		4
11	109445	Fuse Body Clip - Part of 5.....		2
12	110928	Fuse 5 Amp - ATO or ATC Single Cyl. Only.....	1	1
	109355	Fuse 15 Amp - ATO or ATC Single & Twin.....	1	1
	109102	Fuse 25 Amp - ATO or ATC Twin Cyl. Only.....	1	1
14	106268	Seat Switch.....		1
15	8786	Nut 15/32-32.....		2
17	109357	Connector Body - Part of five.....		1
18	109508	Switch Support.....	1	1
19	926671	S.T. Bolt 1/4-20 x 1/2.....	2	2
21	110741	Voltmeter 312,314,416,417.....	1	1
22	109650	Back Clamp - Voltmeter 312,314,416,417.....	1	1
23	5924	Nut #10-32 E.S 312,314,416,417.....	2	2
24	109605	Solenoid.....	1	1
25	960152	Whizlock Bolt 1/4-20 x 5/8.....		2
26	106860	Cable - Solenoid To Starter.....		1
27	111074	Cable - Battery (+) To Solenoid.....	1	1
28	109553	Terminal Cover.....	1	1
29	111069	Cable - Battery (-) To Ground.....	1	1
30	908003	Bolt 1/4-20 x 3/4.....	2	2
31	920007	Washer 1/4 SAE.....	4	4
32	915111	Eslok Nut 1/4-20.....	4	4
33	110791	Battery Maintenance Free 417 Only.....	1	1
	104962	Battery 310,312,314,416.....	1	1
34	110298	Battery Tray.....	1	1
37	109547	Hook - Battery Hold Down.....	2	2
38	105504	Battery Hold Down Rod.....	1	1
40	100335	Engine Ground.....		1
42	920122	External Tooth Lockwasher 1/4.....		2
43	915111	Eslok Nut 1/4.....		2
44	102651	Female Terminal 1/4 - Part of 5.....		8
45	920081	Lockwasher 1/4.....	2	2
46	915111	Nut 1/4-20.....		2
48	920262	Special Washer.....	1	1
49	920081	Lockwasher 1/4.....	2	2
50	915234	Jam Nut 1/4-20.....	2	2
51	110918	Hourmeter 314,417.....	1	1
52	108768	Steel Clamp.....	1	1
53	920120	Lockwasher.....	1	1
54	915538	Hex Nut.....	1	1
55	920242	Spacer.....	1	1

103480 12138 1/2x

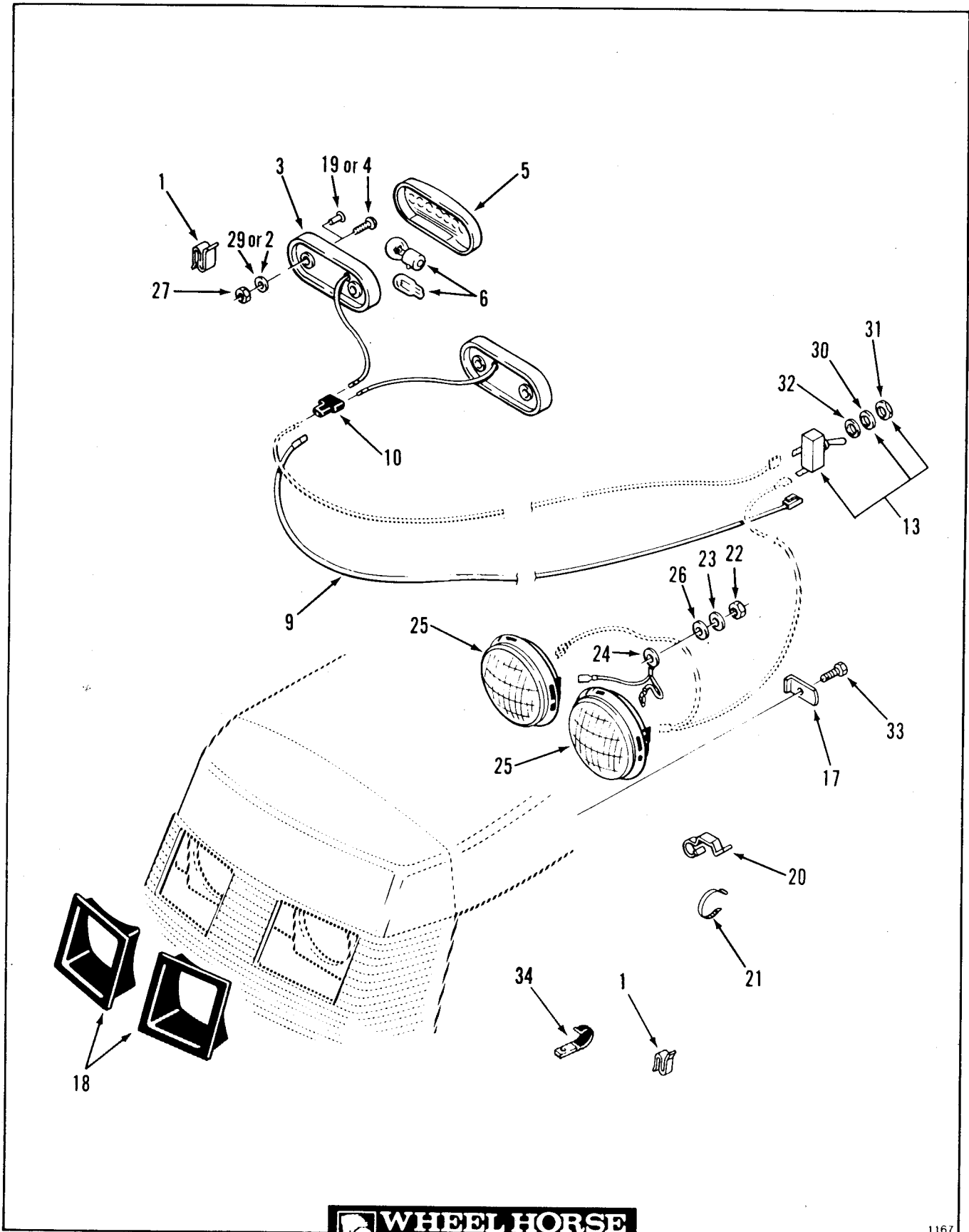


Figure 11-2 Electrical System

ITEM	PART NUMBER	DESCRIPTION	Automatic	
			8-Speed	
Figure 11-2				
ELECTRICAL SYSTEM (CONT'D)				
1	3023	Clip-Small.....	X	X
2	920079	Lockwasher #10 (Optional).....	4	4
3	105202	Taillight Base W/Bulb 314,417.....	2	2
4	910808	Screw #10-32 x 5/8 (Optional).....	4	4
5	102884	Taillight Lens 314,417.....	2	2
6	8043	Light Bulb - Metal Base (Auto #1895).....	2	2
	109045	Light Bulb - All Glass (Auto #194).....	2	2
9	110854	Tail Light Wire 314-8,314-A Only.....	1	1
10	7618	Connector 3-Wire.....	1	1
13	102138	Light Switch.....	1	1
17	109459	Clamp.....	8	8
18	109080	Retainer - Headlight Pair.....	1	1
19	109193	Poprivet 3/8 x .57 Aluminum (Production).....	4	4
20	8519	Clip-Large.....	X	X
21	100571	Cable Tie.....	X	X
22	915112	Nut 5/16-18.....	1	1
23	920155	Lockwasher 5/16.....	1	1
24	108130	Headlight Ground Wire.....	1	1
	110930	Headlight Ground Wire 417 Only.....	1	1
25	110792	Headlight Halogen 417 Only.....	2	2
	102881	Headlight 310,312,314,416.....	2	2
26	920008	Washer 5/16 SAE.....	1	1
27	915551	Nut #10-32 (Optional).....	4	4
29	920004	Washer #8 (Use With Poprivet-Production).....	4	4
30	102950	Lockring.....	1	1
31	8786	Nut.....	1	1
32	920259	Special Washer.....	1	1
33	926671	Bolt Hex 1/4-20 x 1/2 ST.....	2	2
34	8830	Clip.....	1	1

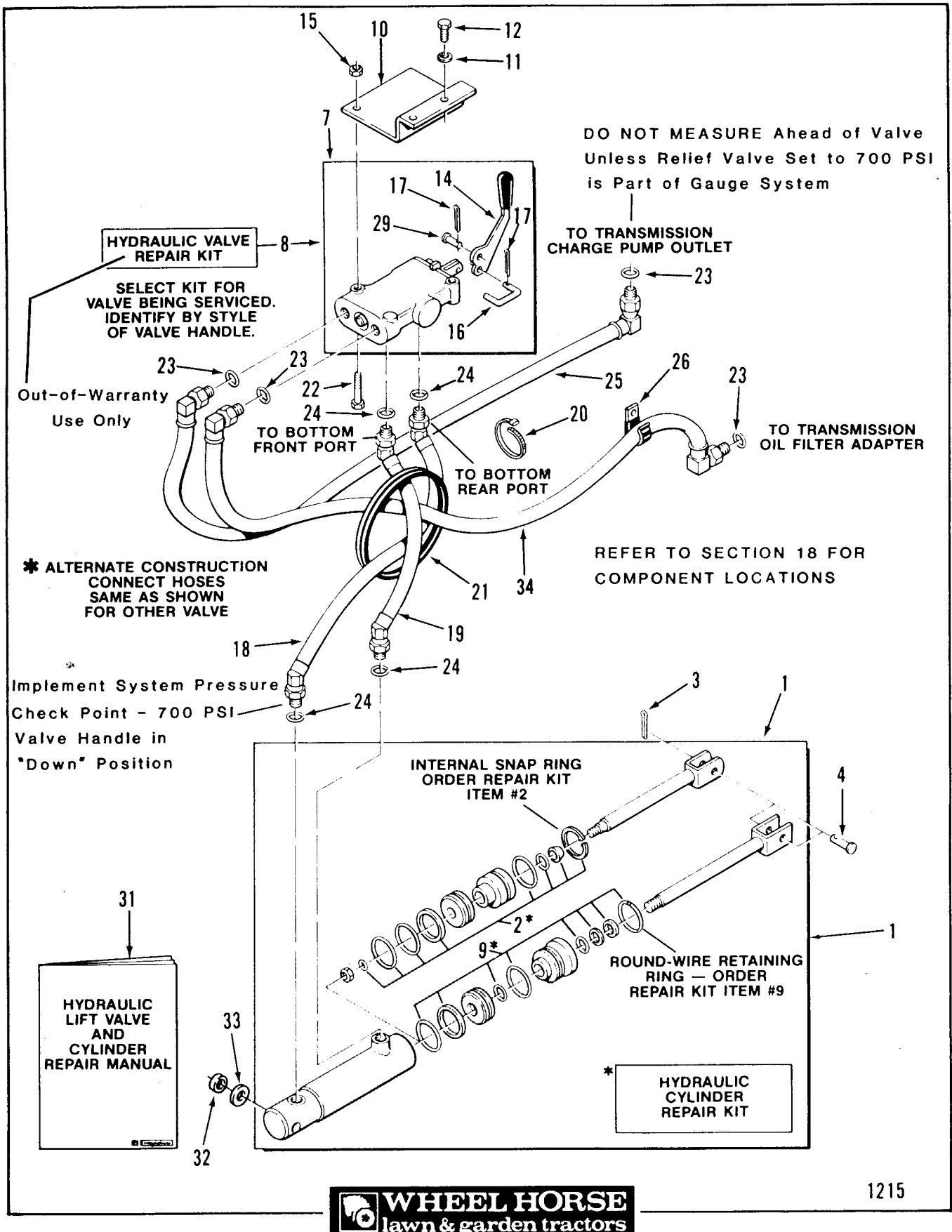


Figure 12-1 Hydraulic System

ITEM	PART NUMBFR	DESCRIPTION	Automatic
			8-Speed
		Figure 12-1 HYDRAULIC SYSTEM - 400 SERIES	
1	108872	Hydraulic Cylinder.....	1
2	101699	Service Assembly Cylinder Repair Kit.....	1
3	932017	Cotter Pin 1/8 x 1.....	1
4	932997	Clevis Pin 1/2 x 1 1/4.....	1
7	111066	Hydraulic Valve.....	1
8	109081*	Service Assembly Valve Repair Kit.....	1
9	109088	Service Assembly Cylinder Repair Kit.....	1
10	110097	Mounting Bracket.....	1
11	920082	Lockwasher 5/16.....	2
12	908017	Bolt 5/16-18 x 3/4.....	2
14	109083	Service Assembly Valve Handle.....	1
15	915661	E.S. Nut 1/4-20.....	2
16	109082	C-Hook.....	1
17	932000	Cotter Pin 1/16 x 1/2.....	2
18	110124	Hose-Valve To Cylinder 14".....	1
19	110125	Hose-Valve To Cylinder 9".....	1
20	100571	Cable Tie.....	X
21	106267	Rubber Grommet.....	1
22	908009	Bolt 1/4-20 x 2.....	2
23	973370	O-Ring.....	4
24	973310	O-Ring.....	4
25	110096	Hose-Transmission To Valve 26 In. (66.0 cm)...	1
26	8830	Clip-Small.....	1
29	932120	Clevis Pin 1/4 SAE.....	1
31	810242R3	Repair Manual.....	1
32	110126	Spacer.....	1
33	1278	Shim Washer.....	1
34	110504	Hose-Transmission To Valve 29 In. (73.7 cm)...	1

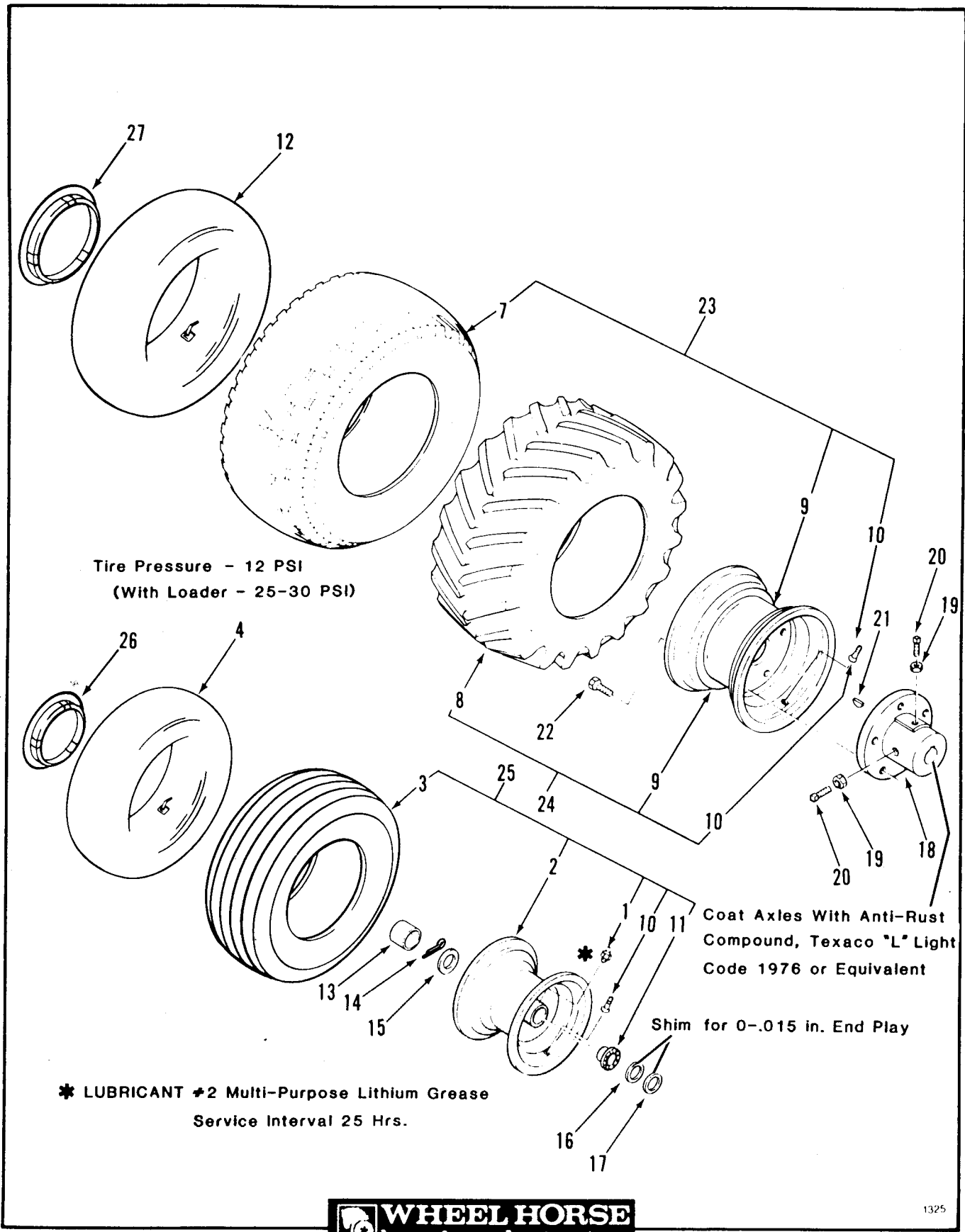
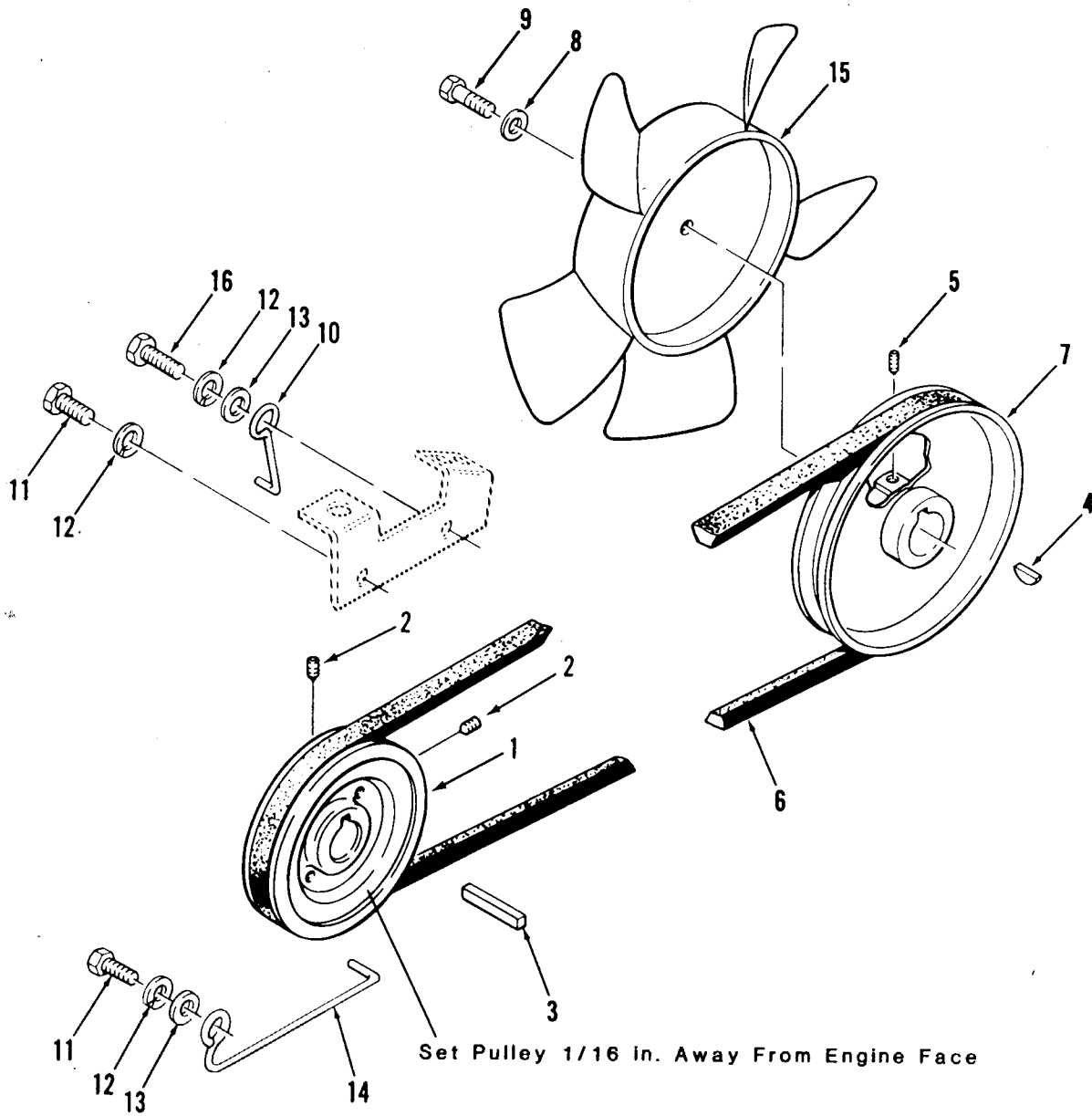


Figure 13-1 Wheels and Tires

ITEM	PART NUMBER	DESCRIPTION	8-Speed	Automatic
Figure 13-1 WHEELS AND TIRES				
1	1030	Grease Fitting.....	2	2
2	110686	Front Wheel (includes Item 1,10,11)310-8,312-8	2	
	110693	Front Wheel (includes Item 1,10,11)314-8.....	2	
	110704	Front Wheel (includes Item 1,11) 314-A.....		2
	110707	Front Wheel (includes Item 1,10,11)416-8,417-8	2	
	110708	Front Wheel (includes Item 1,11) 417-A.....		2
3	110688	Front Tire 15x6.00-6 Rib Tread 310-8.....	2	
	8119	Frt Tire 15x6.00-6 Turf Trd 312-8,314-8,314-A.	2	2
	9792	Frt Tire 16x6.50-8 Turf Trd 416-8,417-8,417-A.	2	2
4	100079	Tube - Service Only - 310-8,312-8,314-8,314-A.	2	2
	105293	Tube - Service Only - 416-8,417-8,417-A.....	2	2
7	100772	Rear Tire 22x7.50-12 Turf Tread 310-8,312-8, 314-8,314-A.....	2	2
	5434	Rear Tire 23x8.50-12 Turf Tread 416-8.....	2	
	102785	Rear Tire 23x9.50-12 Turf Tread 417-8.417-A...	2	2
8	7607	Rear Tire 23x8.50-12 Cleat.....	2	2
9	110690	Rear Wheel 12x5 310-8,312-8.....	2	
	110677	Rear Wheel 12x7 314-8,314-A,416-8,417-8,417-A	2	2
10	5108	Valve Stem 310-8,312-8,314-8,416-8,417-8.....	4	
11	110513	Ball Bearing.....	4	4
12	1654	Rear Tube 300 Series.....	2	2
	7007	Rear Tube 400 Series.....	2	2
	100291	Tube Cleat Tires.....	2	2
13	109154	Hubcap.....	2	2
14	932026	Cotter Pin 5/32x1 1/4.....	2	2
15	109114	Special Hub Cap Washer.....	2	2
16	1278	Shim Washer .050.....	X	X
17	5210	Shim Washer .015.....	X	X
18	105763	Hub Rear Whl 1 1/8" I.D. 314-A,416-8,417-8,417A	2	2
	105762	Hub Rear Wheel 1" I.D. 310-8,312-8,314-8.....	2	
19	915236	Jam Nut 3/8-16.....	4	4
20	909554	Set Screw 3/8-16x1.....	4	4
21	937108	Woodruff Key 1/4x1 3/8 314-A,416-8,417-8,417-A	2	2
	937097	Woodruff Key 1/4x1 310-8,312-8,314-8.....	2	
22	1004	Lug Nut.....	10	10
23	110689	Rear Wheel & Tire Assy 310-8,312-8.....	2	
	110695	Rear Wheel & Tire Assy 314-8.....	2	
	110698	Rear Wheel & Tire Assy 314-A.....		2
	110676	Rear Wheel & Tire Assy 416-8.....	2	
	110678	Rear Wheel & Tire Assy 417-8.....	2	
	110679	Rear Wheel & Tire Assy w/tube 417-A.....		2
24	110934	RH Cleat Wheel & Ties Assy.....	1	1
	110933	LH Cleat Wheel & Tire Assy.....	1	1
25	110685	Front Wheel & Tire Assy 310-8.....	2	
	110691	Front Wheel & Tire Assy 312-8.....	2	
	110692	Front Wheel & Tire Assy 314-8.....	2	
	110697	Front Wheel & Tire Assy w/tube 314-A.....		2
	110673	Front Wheel & Tire Assy 416-8,417-8.....	2	
	110675	Front Wheel & Tire Assy w/tube 417-A.....		2
26	110783	Chrome Hub Cap 6" Front.....		2
	111162	Chrome Hub Cap 8" Front.....		2
27	110781	Chrome Hub Cap 12" Rear.....		2

REFER TO SECTION 18 FOR BELT ROUTING & ADJUSTMENTS



1452

Figure 14-1 Drive Belt and Pulleys

SECTION 14 - DRIVE BELT, PULLEYS AND PTO CLUTCH

47

ITEM	PART NUMBER	DESCRIPTION	Automatic	
			8-Speed	
		Figure 14-1 DRIVE BELT AND PULLEYS		
1	7466	Engine Drive Pulley 310-8,312-8,314-8,314-A, 416-8.....	1	1
	7443	Engine Drive Pulley 417-8,417-A.....	1	1
2	909862	Set Screw 5/16-18 x 5/16.....	2	2
3	105453	Key 1/4 x 1/4 x 3/4.....	1	1
4	937221	Hi-Pro Key 5/8 x 21/32.....	1	
	937089	Woodruff Key 3/16 x 3/4.....		1
5	909540	Set Screw 5/16-18 x 5/8.....	1	
6	7473	Drive Belt 310-8,312-8,314-8,416-8,417-8.....	1	
	108501	Drive Belt 314-A,417-A.....		1
7	106165	Transmission Drive Pulley All 8-Speeds.....	1	
	110947	Transmission Drive Pulley 314-A Only.....		1
	108316	Transmission Drive Pulley 417-A Only.....		1
8	103995	Washer 417-A..... 2 used on 317-A		1
9	908010	Eslok Bolt 1/4-20 x 2 1/4 417-A Only.....		1
10	110667	Belt Guide - Top.....	1	1
11	908047	Bolt 7/16-14x1 1/4.....	2	2
12	920084	Lockwasher 7/16.....	3	3
13	920010	Washer 7/16.....	2	2
14	110668	Belt Guide - Bottom		1
15	108393	Fan.....		1
16	908047	Bolt 7/16-14x1 1/4.....	1	1

REFER TO SECTION 18 FOR ADJUSTMENTS

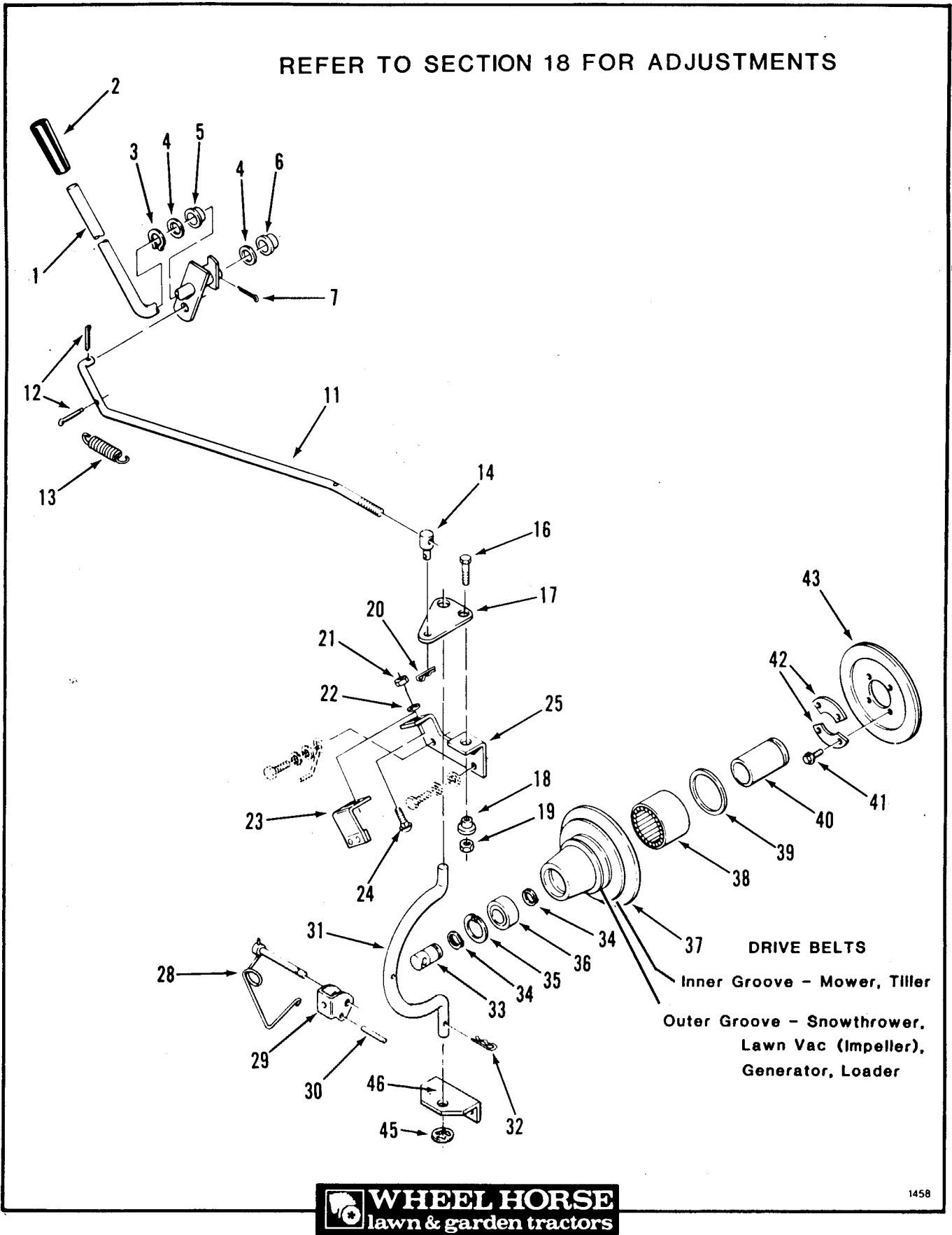


Figure 14-2 PTO Clutch and Control

SECTION 14 - DRIVE BELT, PULLEYS AND PTO CLUTCH

49

ITEM	PART NUMBER	DESCRIPTION	Automatic	
			8-Speed	
		Figure 14-2		
		PTO CLUTCH AND CONTROL		
1	110645	PTO Clutch Lever.....	1	1
2	9038	Grip.....	1	1
3	106649	Grip Ring.....	1	1
4	3765	Shim Washer.....	2	2
5	5666	Nyliner Bushing.....	1	1
6	5983	Bushing.....	1	1
7	932016	Cotter Pin 1/8 x 3/4.....	1	1
11	111052	PTO Clutch Rod.....	1	1
12	932016	Cotter Pin 1/8 x 3/4.....	2	2
13	103125	Spring.....	1	1
14	110656	Trunnion.....	1	1
16	908034	Bolt 3/8-16 x 1.....	1	1
17	110669	PTO Plate.....	1	1
18	104859	Spacer.....	1	
19	915113	Eslok Nut 3/8-16.....	1	1
20	933505	Hairpin Cotter.....	1	1
21	915111	Eslok Nut 1/4-20.....	2	2
22	920007	Washer 1/4 SAE.....	2	2
23	109473	PTO Brake Assembly.....	1	1
24	900015	Carriage Bolt 1/4-20 x 3/4.....	2	2
25	104729	Engine Bracket.....	1	1
28	105850	Locking Pin.....	1	1
29	106694	Clevis.....	1	1
30	933274	Spirol Pin 5/32 x 1 3/8.....	1	1
31	110663	PTO Housing Rod 310-8,312-8,314-8,314-A,416-8.	1	1
	110670	PTO Housing Rod 417-8,417-A.....	1	1
32	933506	Hairpin Cotter.....	1	1
33	102872	Stub Shaft.....	1	1
34	936125	Snap Ring 3/4 External.....	2	2
35	936032	Snap Ring 1 3/4 Internal.....	1	1
36	109842	Ball Bearing.....	1	1
37	103478	Pulley Housing.....	1	1
38	106769	Needle Bearing.....	1	1
39	6663	Seal.....	1	1
40	6658	Bearing Race.....	1	1
41	908002	Nylok Bolt 1/4-20 x 5/8.....	4	4
42	6659	Retainer.....	2	2
43	103817	Clutch Plate & Facing.....	1	1
44	920081	Lock Washer 1/4.....	2	2
45	106695	Push-On Ring.....	1	1
46	102870	Rod Support Housing.....	1	1

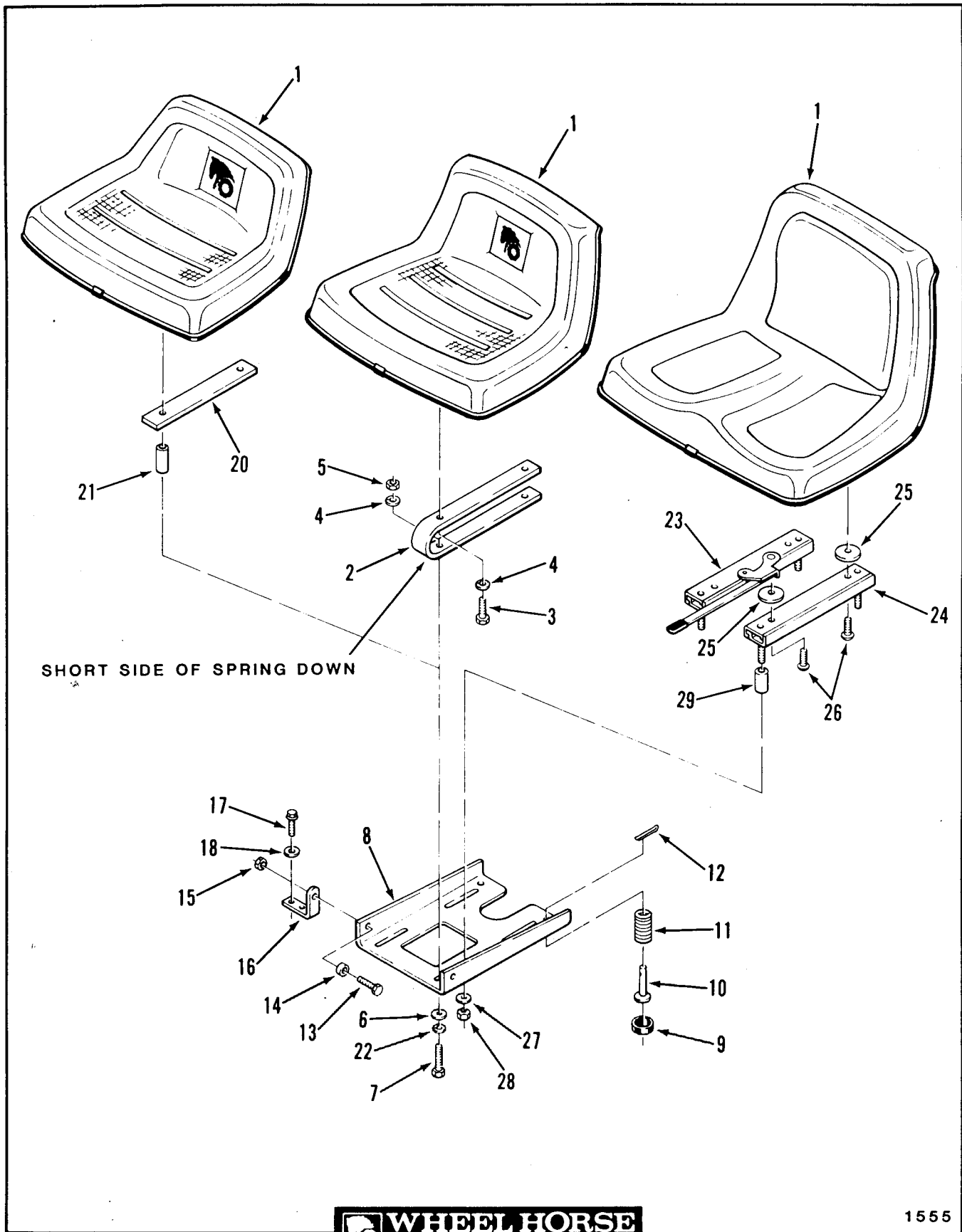


Figure 15-1 Seat

ITEM	PART NUMBER	DESCRIPTION	Automatic	
			8-Speed	
		Figure 15-1		
		SEAT		
1	108910	Seat 310-8.....	1	
	105259	Seat 312-8.....	1	
	109342	Seat 314-8,416-8.....	1	
	109986	Seat 314-A,417-8,417-A	1	1
2	110920	Seat Spring.....	2	2
3	908017	Bolt 5/8-18 x 3/4.....	4	4
4	920082	Lockwasher 5/16.....	8	8
5	915112	Nut 5/16-18.....	4	4
6	920008	Washer 5/16 SAE.....	4	4
7	908018	Bolt 5/16-18 x 7/8.....	4	4
	908026	Bolt 5/16-18 x 2 3/4 310-8 Only.....	8	
8	110919	Seat Pivot Plate.....	1	1
9	106331	Rubber Cap.....	2	2
10	106449	Pin.....	2	2
11	104841	Spring.....	2	2
12	932008	Cotter Pin 3/32 x 3/4.....	2	2
13	908018	Bolt 5/16-18 x 7/8.....	2	2
14	105503	Bushing.....	2	2
15	915112	Eslok Nut 5/16-18.....	2	2
16	105524	Pivot Bracket.....	2	2
17	913464	S.T. Bolt 5/16-18 x 7/8.....	4	4
18	920008	Washer 5/16 SAE.....	4	4
20	110807	Seat Support Bar 310-8 Only.....	2	
21	110808	Seat Spacer 310-8 Only.....	4	
22	920082	Lockwasher 5/16 310-8 Only.....	4	
23	109987	Adjuster RH (With Latch) 314-A,417-8,417-A....	1	1
24	109988	Adjuster LH 314-A,417-8,417-A.....	1	1
25	109989	Nylon Spacer 314-A,417-8,417-A.....	4	4
26	109990	Screw 5/16-18x3/4 314-A,417-8,417-A.....	4	4
27	920038	Washer 5/16 SAE 314-A,417-8,417-A.....	4	4
28	915112	Eslok Nut 5/16-18 314-A,417-8,417-A.....	4	4
29	110932	Spacer 314-A,417-8,417-A.....	4	4

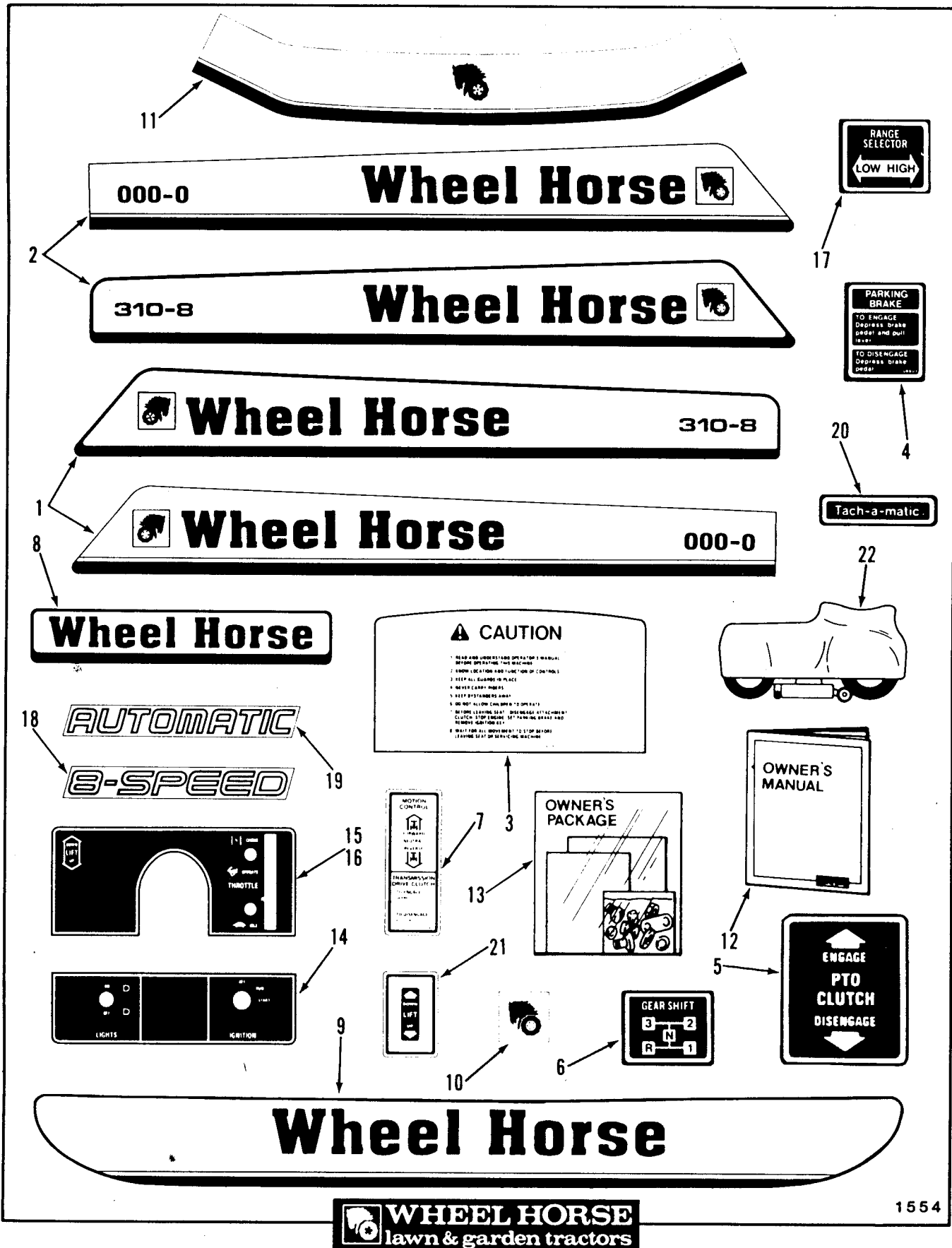
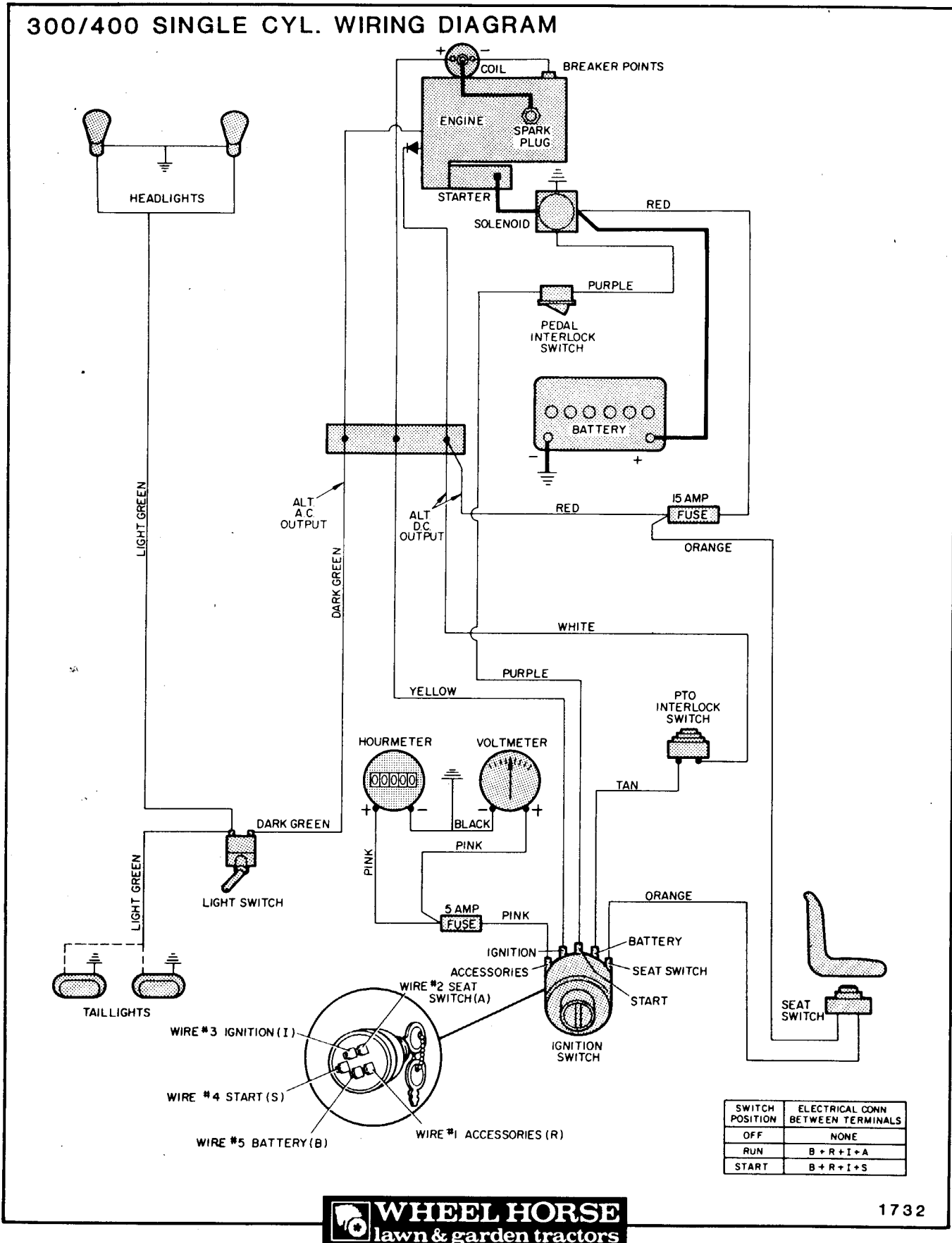


Figure 15-2 Decals

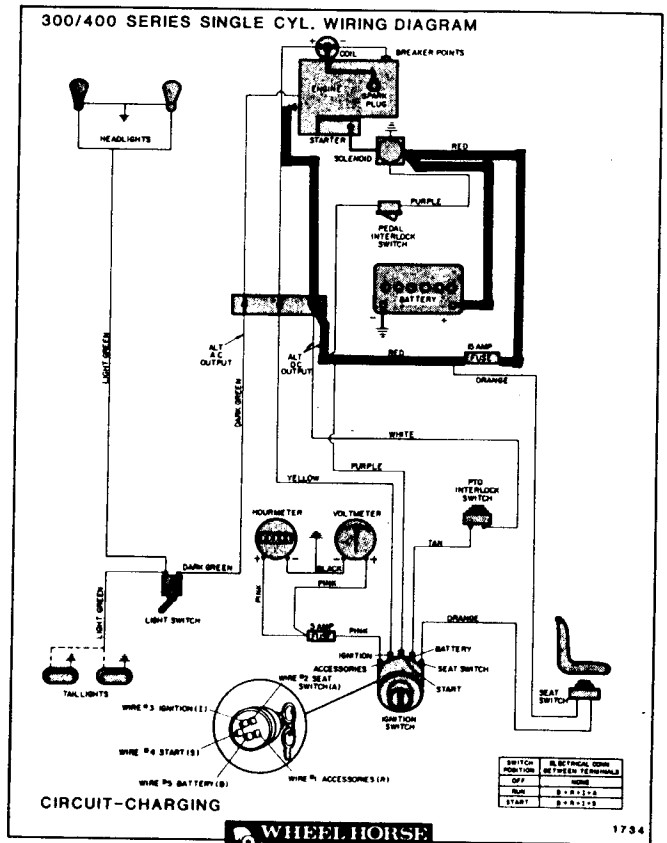
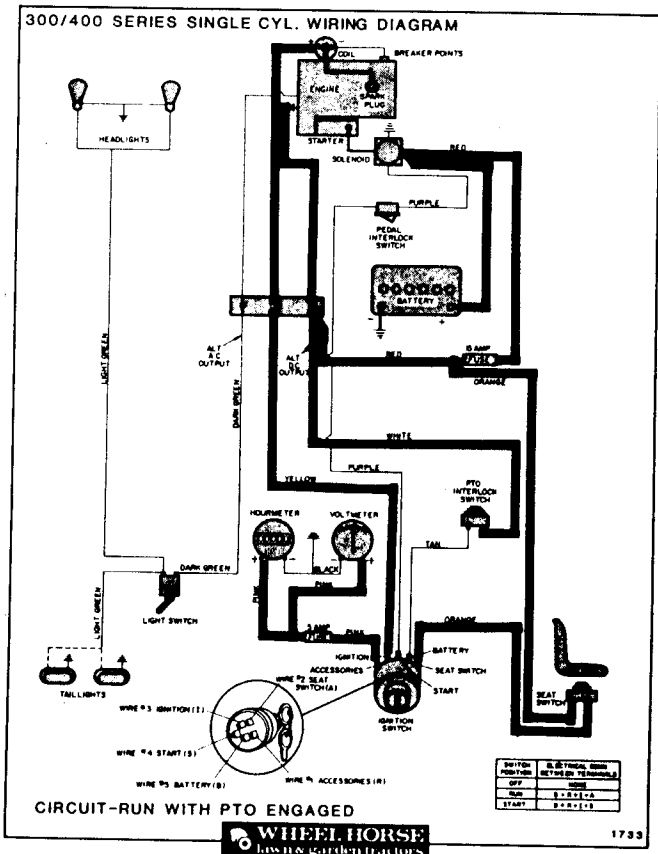
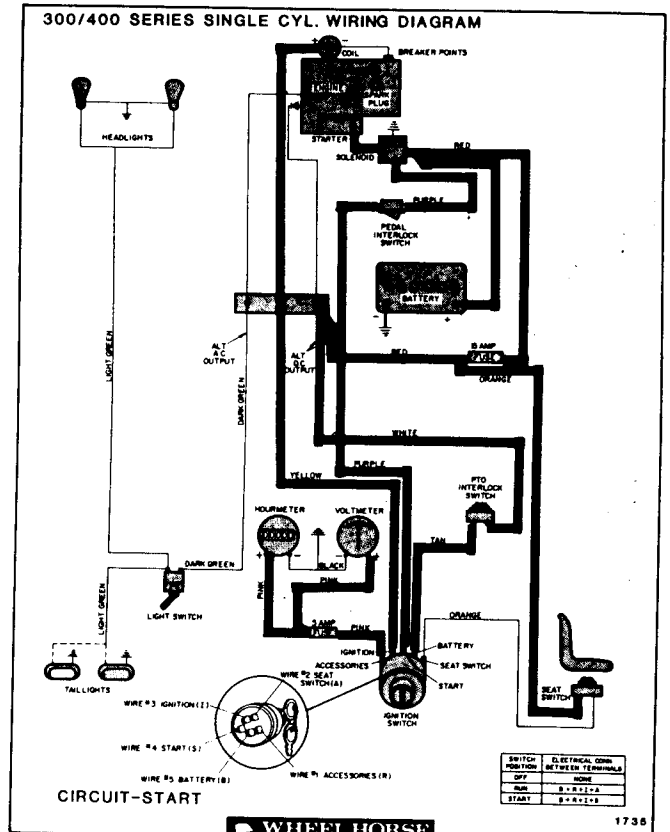
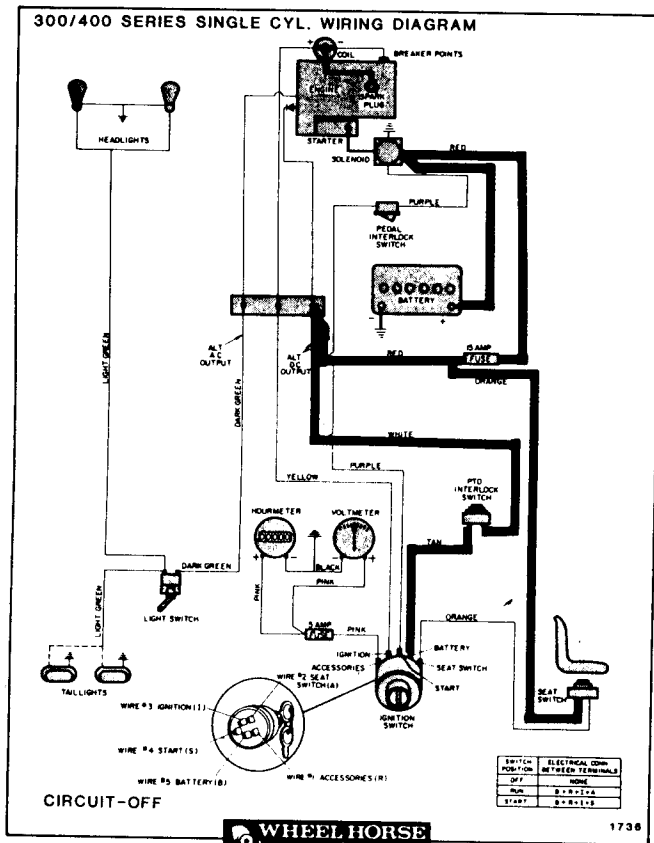
ITEM	PART NUMBER	DESCRIPTION	8-Speed	Automatic
		Figure 15-2 DECALS		
1	110716	Decal-Hood RH 310-8 Only.....	X	
	110728	Decal-Hood RH 312-8 Only.....	X	
	110730	Decal-Hood RH 314-8 Only.....	X	
	110862	Decal-Hood RH 314-A Only.....		X
	110732	Decal-Hood RH 416-8 Only.....	X	
	110734	Decal-Hood RH 417-8 Only.....	X	
	110736	Decal-Hood RH 417-A Only.....		X
2	110717	Decal-Hood LH 310-8 Only.....	X	
	110729	Decal-Hood LH 312-8 Only.....	X	
	110731	Decal-Hood LH 314-8 Only.....	X	
	110861	Decal-Hood LH 314-A Only.....		X
	110733	Decal-Hood LH 416-8 Only.....	X	
	110735	Decal-Hood LH 417-8 Only.....	X	
	110737	Decal-Hood LH 417-A Only.....		X
3	110509	Decal-Caution Hood 310-8.....	X	
	110625	Decal-Caution Hood.....	X	X
4	106603	Decal-Parking Brake.....	1	1
5	106718	Decal-PTO Clutch.....	1	1
6	108709	Decal-Shift Pattern.....	1	
7	110754	Decal-Speed Control.....		1
8	110778	Decal-Rear Fender 310-8 Only.....	1	
9	110629	Decal-Rear Fender.....	1	1
10	110777	Decal-Hood Front 310-8 Only.....	1	
11	110626	Decal-Hood Front.....	1	1
12	810372R1	Owners Manual-Tractor.....	X	X
13	807051	Loose Parts Package 310-8.....	X	
	807055	Loose Parts Package 314-8,416-8.....	X	
	807062	Loose Parts Package 314-A.....		X
	807053	Loose Parts Package 417-8.....	X	
	807058	Loose Parts Package 417-A.....		X
14	109522	Decal-Switch Plate.....	1	1
15	109480	Decal-Dash Plate.....	1	1
16	109586	Decal-Dash Plate 417-A Only.....		1
17	108710	Decal-Hi-Low Shift.....	1	
18	110718	Decal-8-Speed.....	2	
19	110738	Decal-Automatic.....		2
20	106722	Decal-Tach-o-matic.....	1	1
21	110753	Decal-Lift 417-A.....		1
22	110831	Vinyl Tractor Cover 314-A,417-A Only.....		X



SWITCH POSITION	ELECTRICAL CONN BETWEEN TERMINALS
OFF	NONE
RUN	B + R + I + A
START	B + R + I + S

1732

Figure 17-1 Single Cylinder Wiring Diagram



WHEEL HORSE
lawn & garden tractors

WHEEL HORSE
lawn & garden tractors

WHEEL HORSE
lawn & garden tractors

WHEEL HORSE
lawn & garden tractors

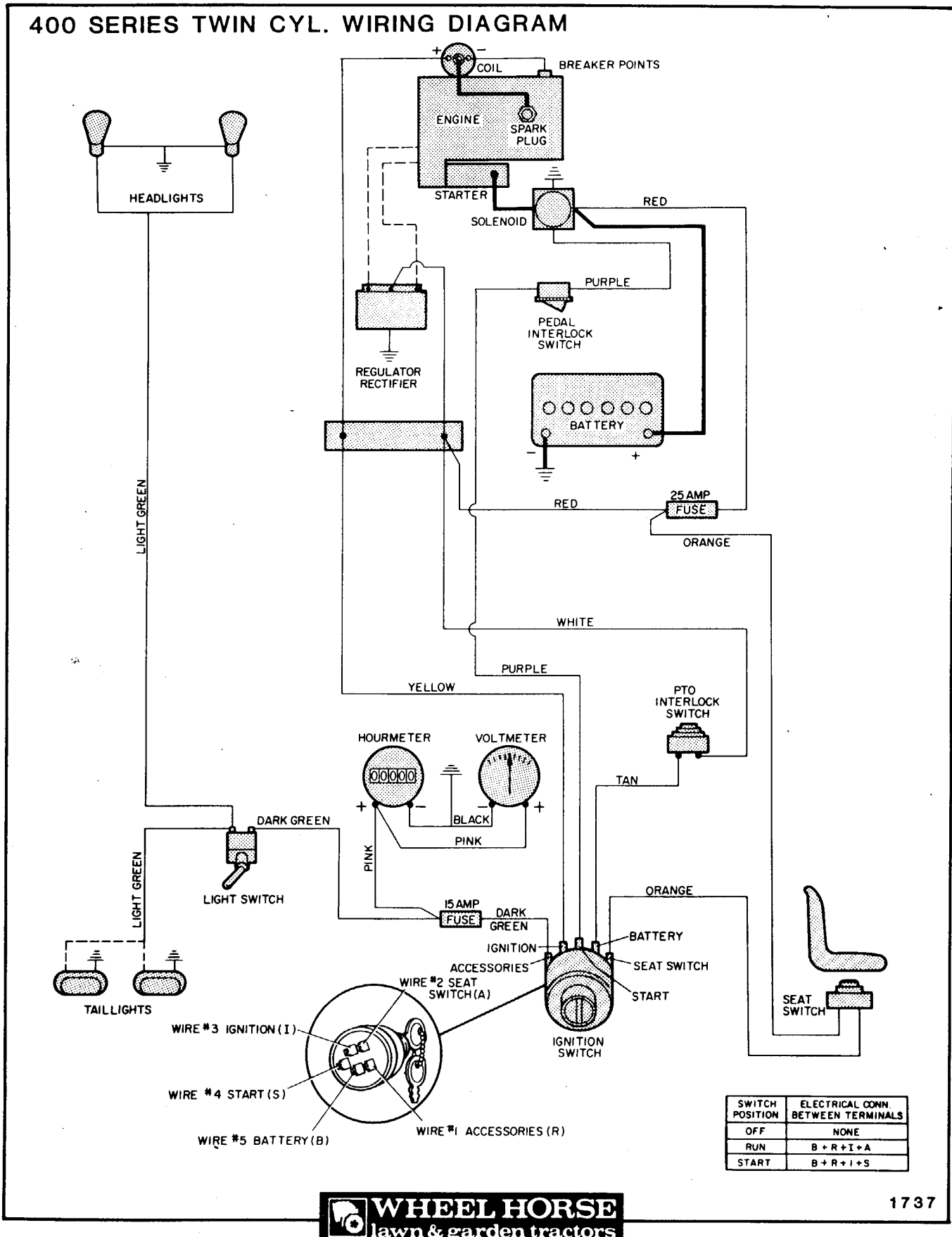
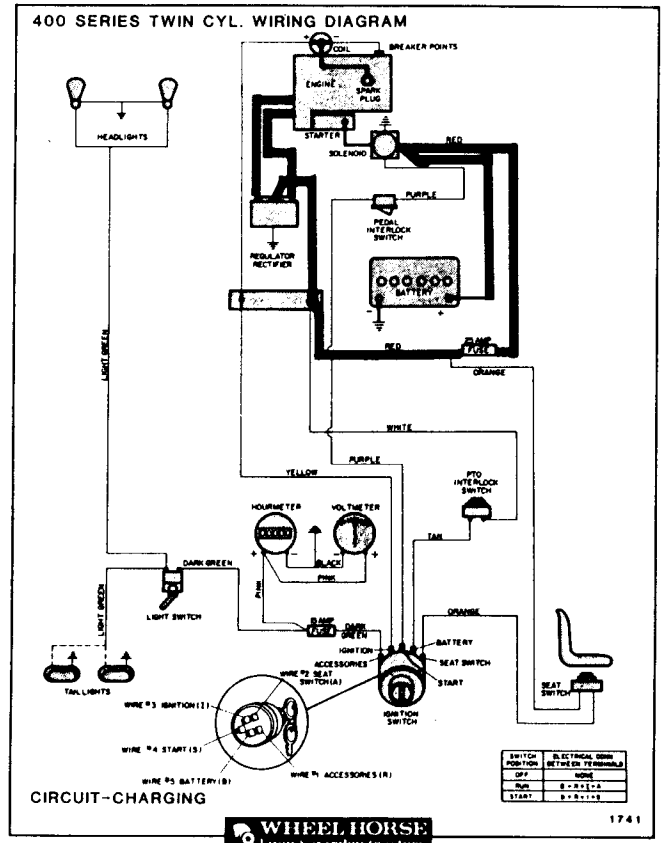
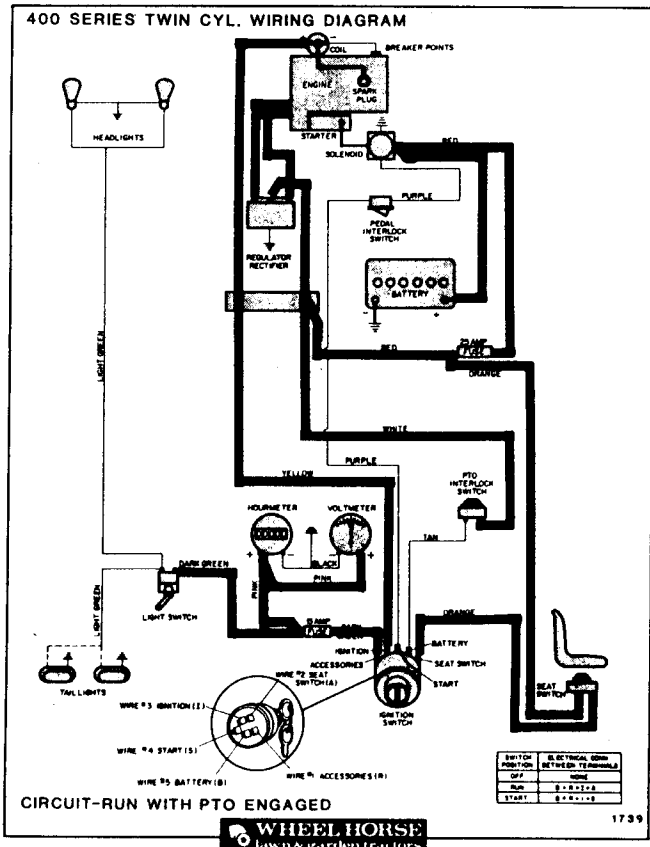
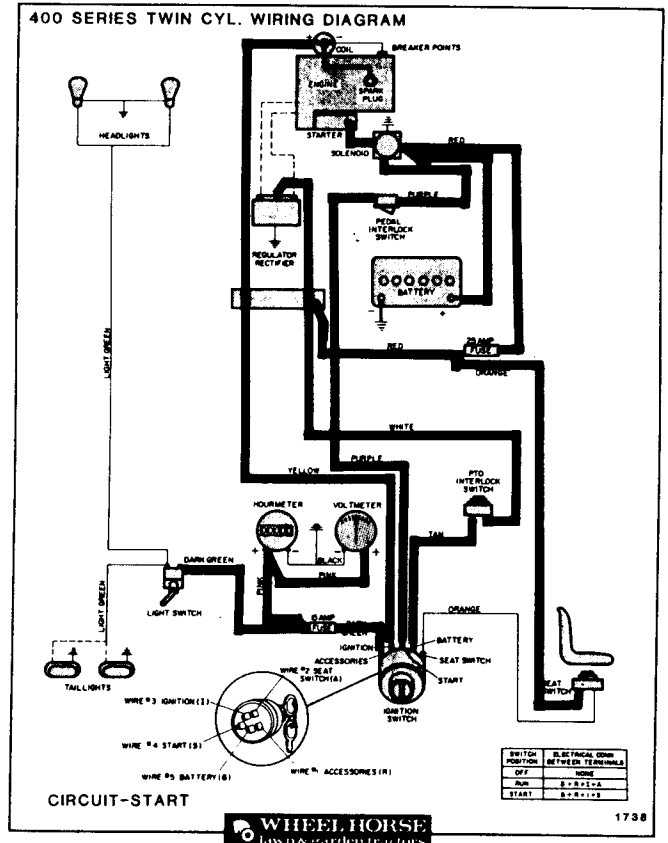
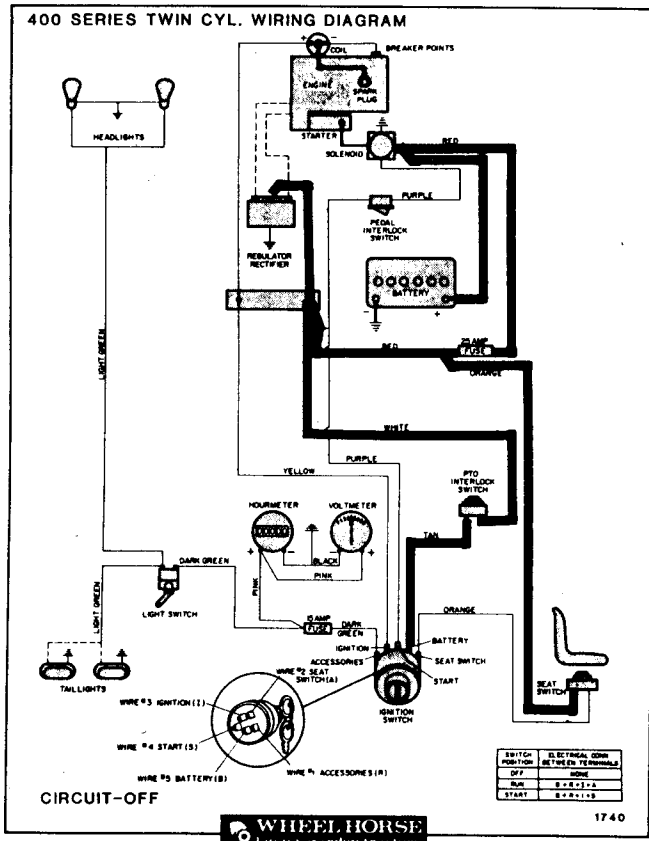
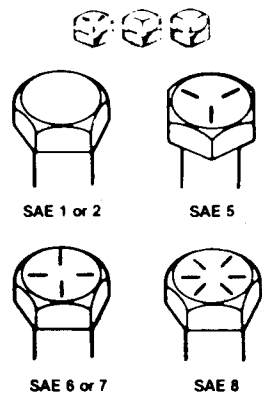


Figure 17-2 Twin Cylinder Wiring Diagram



TORQUE SPECIFICATIONS

BOLT HEAD MARKINGS	BOLT BODY SIZE In. - Thread	SAE GRADE 1 or 2		SAE GRADE 5		SAE GRADE 6 or 7		SAE GRADE 8	
		Torque		Torque		Torque		Torque	
		Ft-Lb	Nm	Ft-Lb	Nm	Ft-Lb	Nm	Ft-Lb	Nm
<p>Manufacturer's marks may vary. Three-line markings on heads shown below, for example, indicate SAE Grade 5.</p>  <p>SAE 1 or 2 SAE 5</p> <p>SAE 6 or 7 SAE 8</p>	1/4-20	5	6.8	8	10.8	10	13.6	12	16.2
	-28	6	8.1	10	13.6			14	19.0
	5/16-18	11	15.0	17	23.0	19	25.8	24	32.5
	-24	13	17.6	19	25.8			27	36.6
	3/8-16	18	24.4	31	42.0	34	46.1	44	59.7
	-24	20	27.1	35	47.5			49	66.4
	7/16-14	28	38.0	49	66.4	55	74.6	70	95.0
	-20	30	40.7	55	74.6			78	105.8
	1/2-13	39	52.9	75	101.7	85	115.2	105	142.4
	-20	41	55.6	85	115.2			120	162.7
	9/16-12	51	69.1	110	149.1	120	162.7	155	210.1
	-18	55	74.6	120	162.7			170	230.5
	5/8-11	83	112.5	150	203.3	167	226.4	210	284.7
	-18	95	128.8	170	230.5			240	325.4
3/4-10	105	142.4	270	366.1	280	379.6	375	508.4	
-16	115	155.9	295	400.0			420	569.4	
7/8- 9	160	216.9	395	535.5	440	596.6	605	820.3	
-14	175	237.3	435	589.8			675	915.2	
1- 8	235	318.7	590	799.9	660	894.8	910	1233.8	
-14	250	339.0	660	894.8			990	1342.2	

FASTENERS

- All hex bolts GRADE 5 minimum, GRADE 8 used as noted.
- All carriage bolts GRADE 1 unless otherwise noted.
- In place of ESLOK or E.S. nuts, use LOCTITE or lock washers with free running nuts.

PAINT

- Red Enamel — 6 cans, order #8-0311
- Red Enamel — Quart can #5340 (Non-aerosol) *
- Beige Enamel — 6 cans, order #8-0321
- Black Enamel — 6 cans, order #8-0334
- Pewter Metallic Enamel — 6 cans, order #8-0335
(Automotive Equivalent: 1971 Lincoln-Mercury Pewter Metallic)
- White Enamel — 6 cans, order #8-0336
- Pewter Gray Enamel — 6 cans, order #8-0337
(Automotive Equivalent: 1982 Lincoln Light Pewter)
- Silver Metallic Enamel — 6 cans, order #8-0338
- Pewter Gray Enamel — Quart can #5347 (Non-aerosol) **

* Thinning — use zylol (slow drying time) or toluol (fast drying time)
 ** Thin with zylol

Part No.	Fig. No.	Part No.	Fig. No.	Part No.	Fig. No.	Part No.	Fig. No.
A-1392.....	3-2	4204.....	3-1	7269.....	3-1	100729.....	10-1
1001.....	3-2	4944.....	7-2	7418.....	3-1	100772.....	13-1
1004.....	13-1	5108.....	13-1	7434.....	6-2	100863.....	3-1
1030.....	5-1	5173.....	3-1	7443.....	14-1	101017.....	7-1
1030.....	13-1	5174.....	3-1	7451.....	6-1	101161.....	6-1
1085.....	5-1	5175.....	3-1	7456.....	8-3	101623.....	3-2
1085.....	6-1	5224.....	9-1	7466.....	14-1	101623.....	4-1
1085.....	6-3	5210.....	5-1	7473.....	14-1	101625.....	3-2
1121.....	7-2	5210.....	13-1	7607.....	13-1	101625.....	4-1
1121.....	7-3	5280.....	7-2	7879.....	6-1	101626.....	3-2
1230.....	6-2	5434.....	13-1	7879.....	6-2	101626.....	4-1
1239.....	3-2	5466.....	4-3	7896.....	5-1	101699.....	12-1
1243.....	3-1	5614.....	3-1	7896.....	6-1	101707.....	7-1
1278.....	5-1	5615.....	3-1	7939.....	3-2	101710.....	8-1
1278.....	6-1	5616.....	3-1	7951.....	4-3	101711.....	7-1
1278.....	12-1	5618.....	5-1	7956.....	4-1	101750.....	7-1
1278.....	13-1	5618.....	7-1	8119.....	13-1	101751.....	7-1
1481.....	5-1	5638.....	5-1	8130.....	7-2	101761.....	3-1
1504.....	3-1	5666.....	14-2	8163.....	3-1	101850.....	8-1
1516.....	3-1	5701.....	6-2	8519.....	11-1	101884.....	11-1
1518.....	3-1	5701.....	7-2	8616.....	7-1	101887.....	4-1
1518.....	4-1	5701.....	7-3	8693.....	6-2	101889.....	4-1
1523.....	3-1	5924.....	11-1	8722.....	6-2	102025.....	6-1
1528.....	3-1	5961.....	3-2	8765.....	11-1	102025.....	6-2
1529.....	3-1	5983.....	6-2	8786.....	11-1	102138.....	11-1
1531.....	3-1	5983.....	14-2	8830.....	7-2	102373.....	7-2
1532.....	3-1	5991.....	4-2	8830.....	7-3	102373.....	7-3
1532.....	4-1	6129.....	6-2	8830.....	11-2	102592.....	5-1
1533.....	3-1	6216.....	5-1	8830.....	12-1	102593.....	5-1
1533.....	4-1	6229.....	7-2	9038.....	14-2	102639.....	7-1
1538.....	4-1	6229.....	7-3	9416.....	3-1	102644.....	7-1
1542.....	3-1	6254.....	6-3	9416.....	4-1	102651.....	11-1
1644.....	7-1	6397.....	5-1	9547.....	3-2	102672.....	7-1
1654.....	13-1	6449.....	4-1	9547.....	4-1	102809.....	6-1
2833.....	4-3	6469.....	5-1	9593.....	6-1	102809.....	6-2
2844.....	6-1	6472.....	5-1	9598.....	6-1	102856.....	5-1
2844.....	6-3	6542.....	7-2	9840.....	3-1	102870.....	14-2
2879.....	10-1	6658.....	14-2	100079.....	13-1	102872.....	14-2
3023.....	11-2	6659.....	14-2	100291.....	13-1	102881.....	11-1
3503.....	3-1	6663.....	14-2	100304.....	6-2	102950.....	11-1
3517.....	3-2	6820.....	6-1	100305.....	4-2	102974.....	3-2
3527.....	3-1	6941.....	3-1	100305.....	4-3	102974.....	4-1
3577.....	3-2	7007.....	13-1	100309.....	4-2	103125.....	6-3
3624.....	7-2	7201.....	3-1	100309.....	4-3	103125.....	14-2
3765.....	6-1	7204.....	3-1	100365.....	4-2	103323.....	6-1
3765.....	14-2	7205.....	3-1	100365.....	4-3	103347.....	6-1
3901.....	3-1	7206.....	3-1	100441.....	3-1	103478.....	14-2
3908.....	3-2	7207.....	3-1	100442.....	3-1	103543.....	6-1
3909.....	3-1	7208.....	3-1	100443.....	3-1	103599.....	6-1
3912.....	3-1	7209.....	3-2	100489.....	6-2	103628.....	6-1
3915.....	3-1	7213.....	3-2	100571.....	11-1	103817.....	14-2
4204.....	3-1	7214.....	3-2	100571.....	12-1	103991.....	11-1
4944.....	7-2	7262.....	11-1	100656.....	6-2	103995.....	4-3

Part No.	Fig. No.	Part No.	Fig. No.	Part No.	Fig. No.	Part No.	Fig. No.
103995.....	14-1	106257.....	7-2	107975.....	8-3	108872.....	12-1
104047.....	10-1	106258.....	7-2	108035.....	6-1	108881.....	3-2
104048.....	10-1	106261.....	8-2	108086.....	14-2	108881.....	4-1
104248.....	8-2	106264.....	8-3	108130.....	11-1	108881.....	4-2
104627.....	7-2	106267.....	12-1	108310.....	4-1	108881.....	4-3
104627.....	7-3	106269.....	7-3	108312.....	4-1	108894B.....	8-2
104729.....	14-2	106269.....	7-2	108315.....	7-2	108897.....	8-3
104732.....	14-2	106319.....	6-2	108315.....	7-3	108898.....	10-1
104841.....	15-1	106325.....	6-2	108316.....	14-1	108903.....	7-2
104859.....	14-2	106331.....	15-1	108317.....	4-2	108903.....	7-3
104904.....	4-3	106342.....	8-2	108319.....	4-2	108904.....	6-2
104962.....	11-1	106345.....	7-2	108319.....	4-3	108912.....	15-1
105060.....	4-1	106352.....	8-3	108320.....	4-2	108917.....	10-1
105061.....	4-1	106368.....	6-2	108323.....	4-2	108995.....	11-1
105062.....	3-2	106369.....	6-2	108325.....	4-2	109080.....	11-1
105063.....	3-2	106411.....	7-2	108326.....	4-2	109080.....	11-2
105259.....	15-1	106414.....	7-2	108326.....	4-3	109081.....	12-1
105269.....	7-1	106414.....	7-3	108327.....	4-2	109082.....	12-1
105302.....	11-1	106417.....	6-1	108327.....	4-3	109083.....	12-1
105306.....	11-1	106445.....	10-1	108329.....	4-2	109088.....	12-1
105316.....	7-1	106446.....	4-1	108333.....	4-2	109114.....	13-1
105316.....	7-2	106447.....	3-1	108333.....	4-3	109117.....	11-1
105490.....	10-1	106448.....	3-1	108335.....	4-2	109145.....	8-1
105503.....	15-1	106448.....	4-1	108357.....	4-1	109146.....	8-1
105504.....	11-1	106449.....	15-1	108358.....	4-1	109149B.....	8-2
105524.....	15-1	106450.....	6-2	108359.....	4-1	109155B.....	8-2
105762.....	13-1	106450.....	14-2	108361.....	4-1	109163.....	5-1
105763.....	13-1	106451.....	6-1	108362.....	4-1	109189.....	5-1
105797.....	7-1	106454.....	8-2	108363.....	4-1	109193.....	8-3
105797.....	8-1	106522.....	7-2	108364.....	4-2	109262.....	5-1
105845.....	7-2	106522.....	7-3	108365.....	4-2	109320.....	7-3
105850.....	14-2	106603.....	15-2	108366.....	4-2	109322.....	8-2
105859.....	7-1	106634.....	7-1	108368.....	4-2	109323.....	8-2
105876.....	4-1	106649.....	14-2	108369.....	4-1	109328.....	11-1
105886.....	6-1	106661.....	4-2	108393.....	14-1	109342.....	15-1
105896.....	6-1	106661.....	4-3	108464.....	8-3	109355.....	11-1
105971.....	10-1	106693.....	14-2	108473.....	6-2	109356.....	6-3
105900.....	6-1	106695.....	14-2	108496.....	6-2	109366.....	6-3
106030.....	3-2	106719.....	6-1	108501.....	14-1	109367.....	4-1
106055.....	5-1	106719.....	6-3	108537.....	8-2	109370.....	4-1
106165.....	14-1	106722.....	15-2	108547.....	8-3	109371.....	6-3
106177.....	5-1	106769.....	14-2	108563.....	7-2	109372.....	6-3
106193.....	6-1	106931.....	10-1	108565.....	7-2	109377.....	4-2
106193.....	6-2	106945.....	10-1	108615.....	9-1	109378.....	11-1
106209.....	8-2	107069.....	8-2	108680.....	6-3	109445.....	11-1
106218.....	7-3	107069.....	8-3	108709.....	15-2	109458.....	13-1
106218.....	7-2	107374.....	3-2	108710.....	15-2	109459.....	11-1
106222.....	8-3	107374.....	4-1	108716.....	6-2	109459.....	11-2
106223.....	8-3	107608.....	8-2	108717.....	6-2	109480.....	15-2
106234.....	10-1	107677.....	6-1	108758.....	3-2	109508.....	11-1
106236.....	8-3	107938.....	6-2	108769.....	13-1	109522.....	15-2
106250.....	8-2	107951.....	8-3	108823.....	8-3	109530.....	10-1

Part No.	Fig. No.	Part No.	Fig. No.	Part No.	Fig. No.	Part No.	Fig. No.
109547.....	11-1	110660.....	9-1	110741.....	11-1	111035.....	11-1
109553.....	11-1	110661.....	10-1	110743.....	5-1	111052.....	14-2
109586.....	15-2	110662.....	10-1	110753.....	15-2	111066.....	12-1
109604.....	11-1	110663.....	14-2	110754.....	15-2	111069.....	11-1
109605.....	11-1	110665.....	14-2	110768.....	4-1	111074.....	11-1
109650.....	11-1	110667.....	14-1	110769.....	6-2	111154.....	7-2
109703.....	4-1	110668.....	14-1	110777.....	15-2	111162.....	13-1
109733.....	5-1	110669.....	14-2	110778.....	15-2	111182.....	8-1
109752.....	4-1	110670.....	14-2	110780.....	6-2	518074.....	11-1
109765B.....	8-2	110671.....	9-1	110781.....	13-1	518077.....	11-1
109766.....	4-1	110672.....	9-1	110782.....	13-1	518151.....	11-1
109842.....	14-2	110673.....	13-1	110783.....	13-1	518211.....	8-3
109910.....	11-1	110675.....	13-1	110787.....	6-2	518246.....	11-1
109986.....	15-1	110676.....	13-1	110791.....	11-1	807032.....	15-2
110091.....	15-1	110677.....	13-1	110792.....	11-2	807033.....	15-2
110092.....	8-2	110678.....	13-1	110799.....	11-1	807051.....	15-2
110094.....	8-2	110679.....	13-1	110800.....	11-1	807052.....	15-2
110096.....	12-1	110685.....	13-1	110807.....	15-1	807053.....	15-2
110097.....	12-1	110686.....	13-1	110808.....	15-1	807055.....	15-2
110098.....	8-2	110688.....	13-1	110831.....	15-2	807058.....	15-2
110124.....	12-1	110689.....	13-1	110861.....	15-2	807062.....	15-2
110125.....	12-1	110690.....	13-1	110862.....	15-2	810242R3...	12-1
110126.....	6-3	110691.....	13-1	110894.....	10-1	810243R1...	4-1
110126.....	12-1	110692.....	13-1	110901.....	6-1	810243R1...	4-2
110129B.....	8-1	110693.....	13-1	110902.....	6-1	810372R1...	15-2
110136G.....	8-1	110695.....	13-1	110918.....	11-1	810395R1...	4-2
110142.....	8-2	110697.....	13-1	110919.....	15-1	900015.....	8-1
110189.....	6-2	110698.....	13-1	110920.....	15-1	900015.....	14-2
110225.....	6-3	110704.....	13-1	110928.....	11-1	900035.....	8-2
110234.....	6-1	110707.....	13-1	110932.....	15-1	900037.....	8-3
110294.....	15-1	110708.....	13-1	110933.....	13-1	900063.....	1-1
110298.....	11-1	110712.....	10-1	110934.....	13-1	900200.....	4-3
110504.....	12-1	110713.....	10-1	110938.....	4-3	908002.....	4-3
110507.....	6-1	110714.....	10-1	110939.....	4-3	908002.....	6-1
110509.....	15-2	110715.....	10-1	110940.....	4-3	908002.....	14-2
110513.....	13-1	110716.....	15-2	110942.....	4-3	908003.....	6-2
110520.....	8-2	110717.....	15-2	110943.....	6-2	908003.....	11-1
110625.....	15-1	110718.....	15-2	110944.....	4-3	908005.....	6-2
110626.....	15-1	110720.....	8-2	110945.....	4-3	908007.....	6-2
110629.....	15-2	110725.....	3-2	110946.....	4-3	908009.....	12-1
110634.....	8-3	110727.....	3-2	110947.....	14-1	908010.....	14-1
110635.....	8-3	110728.....	15-2	110948.....	4-3	908015.....	5-1
110636.....	8-3	110729.....	15-2	110952.....	4-3	908015.....	6-2
110648.....	1-1	110730.....	15-2	110953.....	4-3	908016.....	8-3
110649.....	9-1	110731.....	15-2	110956.....	5-1	908016.....	10-1
110650.....	8-2	110732.....	15-2	110957.....	5-1	908017.....	4-2
110653.....	7-2	110733.....	15-2	110958.....	10-1	908017.....	8-3
110654.....	14-2	110734.....	15-2	110959.....	4-3	908017.....	12-1
110656.....	14-2	110735.....	15-2	110960.....	8-3	908017.....	15-1
110657.....	9-1	110736.....	15-2	110970.....	11-1	908018.....	15-1
110658.....	9-1	110737.....	15-2	111033.....	8-2	908019.....	4-2
110659.....	9-1	110738.....	15-2	111034.....	8-2	908019.....	4-3

Part No.	Fig. No.	Part No.	Fig. No.	Part No.	Fig. No.	Part No.	Fig. No.
908019.....	7-2	913464.....	15-1	920009.....	6-2	926696.....	10-1
908021.....	4-3	915002.....	5-1	920009.....	6-3	932000.....	8-1
908026.....	15-1	915083.....	6-2	920009.....	9-1	932000.....	12-1
908032.....	1-1	915111.....	4-3	920010.....	14-1	932001.....	6-2
908032.....	5-1	915111.....	3-2	920011.....	4-2	932001.....	6-2
908032.....	7-2	915111.....	6-2	920011.....	6-1	932008.....	6-3
908034.....	6-3	915111.....	8-1	920011.....	6-2	932008.....	15-1
908034.....	7-1	915111.....	11-1	920017.....	7-2	932016.....	6-1
908034.....	7-2	915111.....	14-2	920017.....	7-3	932016.....	7-2
908034.....	7-3	915112.....	6-2	920039.....	6-2	932016.....	14-2
908034.....	14-2	915112.....	7-2	920039.....	6-3	932017.....	6-3
908035.....	4-1	915112.....	7-3	920039.....	10-1	932017.....	12-1
908035.....	4-3	915112.....	8-2	920079.....	8-3	932026.....	5-1
908035.....	6-2	915112.....	8-3	920081.....	6-1	932026.....	13-1
908035.....	7-1	915112.....	11-1	920081.....	10-1	932035.....	5-1
908035.....	4-3	195112.....	15-1	920081.....	11-1	932120.....	12-1
908036.....	5-1	915113.....	1-1	920081.....	14-2	932997.....	12-1
908036.....	6-3	915113.....	3-1	920082.....	4-2	933148.....	7-2
908036.....	9-1	915113.....	4-1	920082.....	5-1	933156.....	3-1
908037.....	6-1	915113.....	4-2	920082.....	9-1	933184.....	3-2
908037.....	6-2	915113.....	4-3	920082.....	10-1	933190.....	6-1
908038.....	3-1	915113.....	5-1	920082.....	12-1	933221.....	5-1
908038.....	3-1	915113.....	6-1	920082.....	15-1	933230.....	7-2
908040.....	4-1	915113.....	6-2	920083.....	1-1	933267.....	6-1
908040.....	4-2	915113.....	6-3	920083.....	7-2	933268.....	7-2
908041.....	4-3	915113.....	7-1	920083.....	9-1	933274.....	14-2
908042.....	4-1	915113.....	14-2	920084.....	14-1	933503.....	6-3
908043.....	3-1	915115.....	4-2	920120.....	11-1	933504.....	6-1
908047.....	14-1	915234.....	6-2	920122.....	6-2	933504.....	7-2
908138.....	3-2	915234.....	11-1	920155.....	11-1	933504.....	7-3
908143.....	4-1	915236.....	13-1	920160.....	11-1	933505.....	7-1
908143.....	4-2	915551.....	8-3	920225.....	6-1	933505.....	14-2
908143.....	4-3	915553.....	11-1	920228.....	7-2	933506.....	7-2
908144.....	6-3	915661.....	12-1	920242.....	15-1	933506.....	14-2
909540.....	14-1	915662.....	8-3	920248.....	6-1	933507.....	7-2
909554.....	13-1	915663.....	4-3	920259.....	11-1	933507.....	7-3
909848.....	5-1	915663.....	6-1	920259.....	11-2	936032.....	14-2
909848.....	6-1	915663.....	6-3	920262.....	11-1	936121.....	4-2
909848.....	6-3	915663.....	9-1	920263.....	6-2	936125.....	14-2
909862.....	14-1	915740.....	10-1	923784.....	8-1	937009.....	4-2
910792.....	10-1	920007.....	4-3	923785.....	8-1	937082.....	4-3
910808.....	8-3	920007.....	6-2	926671.....	9-1	937089.....	3-1
910837.....	8-2	920007.....	8-1	926671.....	11-1	937089.....	14-1
910837.....	8-3	920007.....	11-1	926671.....	11-2	937097.....	14-1
910837.....	10-1	920007.....	14-2	926694.....	6-1	937099.....	4-1
911067.....	10-1	920008.....	7-2	926694.....	6-2	937108.....	13-1
911111.....	4-3	920008.....	7-3	926694.....	7-2	937221.....	14-1
911423.....	4-1	920008.....	8-3	926694.....	8-1	938052.....	8-1
911429.....	4-2	920008.....	11-1	926694.....	8-2	943334.....	9-1
911738.....	10-1	920008.....	15-1	926694.....	8-3	943420.....	3-1
911747.....	6-2	920009.....	4-3	926696.....	7-2	943460.....	3-1
913462.....	8-3	920009.....	6-1	926696.....	8-2	943460.....	4-1

<u>Part No.</u>	<u>Fig. No.</u>
943460.....	4-2
950154.....	10-1
960151.....	11-1
973310.....	12-1
973370.....	12-1
979120.....	7-1